



# SZABO SCANDIC

Part of Europa Biosite

## Produktinformation



Forschungsprodukte & Biochemikalien



Zellkultur & Verbrauchsmaterial



Diagnostik & molekulare Diagnostik



Laborgeräte & Service

Weitere Information auf den folgenden Seiten!  
See the following pages for more information!



### Lieferung & Zahlungsart

siehe unsere [Liefer- und Versandbedingungen](#)

### Zuschläge

- Mindermengenzuschlag
- Trockeneiszuschlag
- Gefahrgutzuschlag
- Expressversand

### SZABO-SCANDIC HandelsgmbH

Quellenstraße 110, A-1100 Wien

T. +43(0)1 489 3961-0

F. +43(0)1 489 3961-7

[mail@szabo-scandic.com](mailto:mail@szabo-scandic.com)

[www.szabo-scandic.com](http://www.szabo-scandic.com)

[linkedin.com/company/szaboscandic](https://www.linkedin.com/company/szaboscandic) 

## SIX3 monoclonal antibody (M04), clone 1A2

Catalog # : H00006496-M04

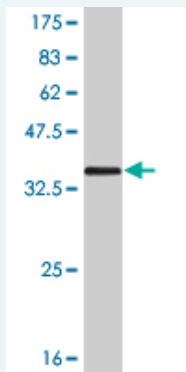
規格 : [ 100 ug ]

List All

### Specification

<b>Product Description:</b>	Mouse monoclonal antibody raised against a full length recombinant SIX3.
<b>Immunogen:</b>	SIX3 (NP_005404, 273 a.a. ~ 332 a.a) full length recombinant protein with GST tag. MW of the GST tag alone is 26 KDa.
<b>Sequence:</b>	QAIGPSGMRS LAEPGCP THGSAESPSTAASPTT SVSSLTERADTGT SILS VTSSDSECDV
<b>Host:</b>	Mouse
<b>Reactivity:</b>	Human
<b>Isotype:</b>	IgG2a Kappa

**Quality Control Testing:** Antibody Reactive Against Recombinant Protein.



Western Blot detection against Immunogen (32.6 KDa) .

**Storage Buffer:** In 1x PBS, pH 7.4

**Storage Instruction:** Store at -20°C or lower. Aliquot to avoid repeated freezing and thawing.

**MSDS:** [Download](#)

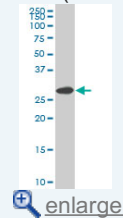
**Datasheet:** [Download](#)

### Applications

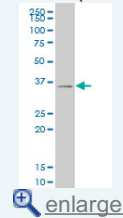
Western Blot (Tissue lysate)

### Application Image

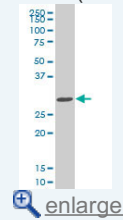
Western Blot (Tissue lysate)



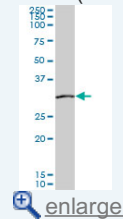
Western Blot (Cell lysate)



Western Blot (Cell lysate)

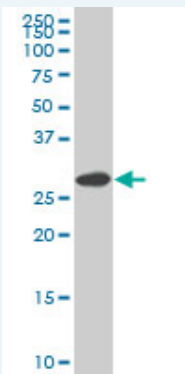


Western Blot (Cell lysate)



Western Blot (Recombinant protein)

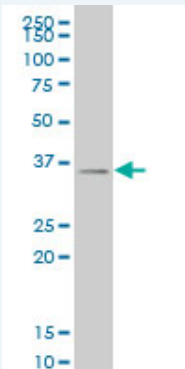
ELISA



SIX3 monoclonal antibody (M04), clone 1A2. Western Blot analysis of SIX3 expression in human thyroid(diffuse hyperplasia).

 [Protocol Download](#)

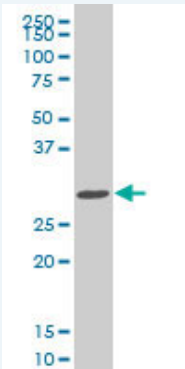
#### Western Blot (Cell lysate)



SIX3 monoclonal antibody (M04), clone 1A2 Western Blot analysis of SIX3 expression in 293 ( Cat # L026V1 ).

 [Protocol Download](#)

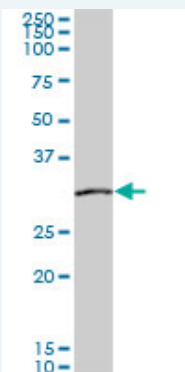
#### Western Blot (Cell lysate)



SIX3 monoclonal antibody (M04), clone 1A2. Western Blot analysis of SIX3 expression in MES-SA/Dx5 ( Cat # L021V1 ).

 [Protocol Download](#)

#### Western Blot (Cell lysate)



SIX3 monoclonal antibody (M04), clone 1A2. Western Blot analysis of SIX3 expression in FHs 173 WE.

 [Protocol Download](#)

**Western Blot (Recombinant protein)**

 [Protocol Download](#)

**ELISA**

### Gene Information

---

**Entrez GeneID:** [6496](#)

**GeneBank  
Accession#:** [NM\\_005413](#)

**Protein  
Accession#:** [NP\\_005404](#)

**Gene Name:** [SIX3](#)

**Gene Alias:** [HPE2](#)

**Gene  
Description:** [SIX homeobox 3](#)

**Omim ID:** [157170](#), [603714](#)

**Gene Ontology:** [Hyperlink](#)

**Other  
Designations:** [holoprosencephaly 2, alobar or semilobar, human homeobox protein SIX3 \(NP\\_005404\), sine oculis homeobox homolog 3](#)

### Related Disease

---

[Cleft Lip](#) [Cleft Palate](#) [Coloboma](#) [Holoprosencephaly](#) [Microphthalmos](#)

[服務條款](#) | [隱私權政策](#) | [著作及商標](#) | [網站地圖](#)

©2016 亞諾法生技股份有限公司 Abnova Corporation. 版權所有.