



# SZABO SCANDIC

Part of Europa Biosite

## Produktinformation



Forschungsprodukte & Biochemikalien



Zellkultur & Verbrauchsmaterial



Diagnostik & molekulare Diagnostik



Laborgeräte & Service

Weitere Information auf den folgenden Seiten!  
See the following pages for more information!



### Lieferung & Zahlungsart

siehe unsere [Liefer- und Versandbedingungen](#)

### Zuschläge

- Mindermengenzuschlag
- Trockeneiszuschlag
- Gefahrgutzuschlag
- Expressversand

### SZABO-SCANDIC HandelsgmbH

Quellenstraße 110, A-1100 Wien

T. +43(0)1 489 3961-0

F. +43(0)1 489 3961-7

[mail@szabo-scandic.com](mailto:mail@szabo-scandic.com)

[www.szabo-scandic.com](http://www.szabo-scandic.com)

[linkedin.com/company/szaboscandic](https://www.linkedin.com/company/szaboscandic) 



# SLAMF1 purified MaxPab mouse polyclonal antibody (B02P) MaxPab®

Catalog # : H00006504-B02P

規格 : [ 50 ug ]

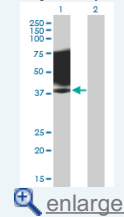
List All

## Specification

<b>Product Description:</b>	Mouse polyclonal antibody raised against a full-length human SLAMF1 protein.
<b>Immunogen:</b>	SLAMF1 (NP_003028, 1 a.a. ~ 335 a.a) full-length human protein.
<b>Sequence:</b>	MDPKGLLSLTFVLFLSLAFGASYGTGGRMMNCPKILRQLGSKVLLPLTY ERINKSMNKSIHIVVTMAKSLSENSVENKIVSLDPSEAGPPRYLGDRYKFYLE NLTLGIRESRKEDEGWYLMLEKNVSVQRFCLQLRLEYEQVSTPEIKVLNK TQENGTCTLILGCTVEKGDHVAYSWSEKAGTHPLNPANSSHLLSLTLGP QHADNIYICTVSNPISNNSQTFSPWPGCRTDPSETKPWAVYAGLLGGVIMI LIMVVILQLRRRGTNHYQTTVEKSLTIYAQVQKPGPLQKKLDSFPAQD PCTTIYVAATEPVPESVQETNSITVYASVTLPEP
<b>Host:</b>	Mouse
<b>Reactivity:</b>	Human
<b>Quality Control Testing:</b>	Antibody reactive against mammalian transfected lysate.
<b>Storage Buffer:</b>	In 1x PBS, pH 7.4
<b>Storage Instruction:</b>	Store at -20°C or lower. Aliquot to avoid repeated freezing and thawing.
<b>MSDS:</b>	 <a href="#">Download</a>
<b>Datasheet:</b>	 <a href="#">Download</a>

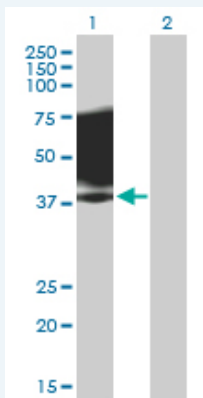
## Application Image

Western Blot (Transfected lysate)



## Applications


### Western Blot (Transfected lysate)



Western Blot analysis of SLAMF1 expression in transfected 293T cell line (H00006504-T02) by SLAMF1 MaxPab polyclonal antibody.

Lane 1: SLAMF1 transfected lysate(36.85 KDa).

Lane 2: Non-transfected lysate.

 [Protocol Download](#)

## Gene Information

---

**Entrez GeneID:** [6504](#)

---

**GeneBank  
Accession#:** [NM\\_003037](#)

---

**Protein  
Accession#:** [NP\\_003028](#)

---

**Gene Name:** SLAMF1

---

**Gene Alias:** CD150,CDw150,SLAM

---

**Gene  
Description:** signaling lymphocytic activation molecule family member 1

---

**Omim ID:** [603492](#)

---

**Gene Ontology:** [Hyperlink](#)

---

**Other  
Designations:** OTTHUMP00000025670,OTTHUMP00000060252

---

## Related Disease

---

[Genetic Predisposition to Disease Lung Neoplasms](#)  
[Pulmonary Disease, Chronic Obstructive Tobacco Use Disorder](#)  
[Urinary Bladder Neoplasms Werner syndrome](#)

---

[服務條款](#) | [隱私權政策](#) | [著作及商標](#) | [網站地圖](#)

©2016 亞諾法生技股份有限公司 Abnova Corporation. 版權所有.