



SZABO SCANDIC

Part of Europa Biosite

Produktinformation



Forschungsprodukte & Biochemikalien



Zellkultur & Verbrauchsmaterial



Diagnostik & molekulare Diagnostik



Laborgeräte & Service

Weitere Information auf den folgenden Seiten!
See the following pages for more information!



Lieferung & Zahlungsart

siehe unsere [Liefer- und Versandbedingungen](#)

Zuschläge

- Mindermengenzuschlag
- Trockeneiszuschlag
- Gefahrgutzuschlag
- Expressversand

SZABO-SCANDIC HandelsgmbH

Quellenstraße 110, A-1100 Wien

T. +43(0)1 489 3961-0

F. +43(0)1 489 3961-7

mail@szabo-scandic.com

www.szabo-scandic.com

[linkedin.com/company/szaboscandic](https://www.linkedin.com/company/szaboscandic) 

SLC3A1 purified MaxPab mouse polyclonal antibody (B01P) MaxPab®

Catalog # : H00006519-B01P

規格 : [50 ug]

[List All](#)

Specification

Product Description: Mouse polyclonal antibody raised against a full-length human SLC3A1 protein.

Immunogen: SLC3A1 (NP_000332.1, 1 a.a. ~ 685 a.a) full-length human protein.

Sequence:
 MAEDKSKRDSIEMSMKGCQTNNGFVHNEDILEQTPDPGSSTDNLKHSTR
 GILGSQEPDFKGVQPYAGMPKEVLFQFSGQARYRIPREILFWLTVASVL
 VLIATAIIALSPKCLDWWQEGPMYQIYPRSFKDSNKDGNGLKGIQDKL
 DYITALNIKTWVITSFYKSSLKDFRYGVEDFREVDPIFGTMEDFENLVAAIH
 DKGLKLIIDFIPNHTSDKHIWFQLSRTRTGKYTDYYIWHDCTHENGKTIPP
 NWLSVYGNSSWHFDEVRNQCYPHQFMKEQPDLNFRNPDVQEEIKEILRF
 WLTKGVDGFSLDAVKFLLLEAKHLRDEIQVNKTQIPDVTQYSELYHDFTT
 TQVGMHDIVRSFRQTMQDYSTEPGRYRFMGTEAYAESIDRTVMYYGLP
 FIQEADFPFNLYSMLDVTSGNSVYEVITSWMENMPEGKWPNNMIGGPD
 SSRLTSRLGNQYVNVNMLLFTLPGTPIYYGEEIGMGNIVAANLNEYSYDI
 NTLRSKSPMQWDNSSNAGFSEASNTWLPNTSDYHTVNVQKTPRSL
 LKLYQDLSELLHANELLNLRGWFCHLRNDSHYVVYTRLDGIDRIFVVLNF
 GESTLLNLHNMISGLPAKIRIRLSTNSADKGSKVDTSIGIFLDKGEGLIFEHN
 TKNLLHRQTAFRDRCFVSNRACYSSVLNILYTSC

Host: Mouse

Reactivity: Human

Quality Control Testing: Antibody reactive against mammalian transfected lysate.

Storage Buffer: In 1x PBS, pH 7.4


Storage Instruction: Store at -20°C or lower. Aliquot to avoid repeated freezing and thawing.


MSDS:  [Download](#)

Datasheet:  [Download](#)

Application Image


Western Blot (Transfected lysate)



 [enlarge](#)

Applications

Western Blot (Transfected lysate)



Western Blot analysis of SLC3A1 expression in transfected 293T cell line ([H00006519-](#)

T01) by SLC3A1 MaxPab polyclonal antibody.

Lane 1: SLC3A1 transfected lysate(78.80 KDa).

Lane 2: Non-transfected lysate.

 [Protocol Download](#)

Gene Information

Entrez GeneID: [6519](#)

GeneBank [NM_000341.2](#)

Accession#:

Protein [NP_000332.1](#)

Accession#:

Gene Name: SLC3A1

Gene Alias: ATR1,CSNU1,D2H,FLJ34681,NBAT,RBAT

Gene Description: solute carrier family 3 (cystine, dibasic and neutral amino acid transporters, activator of cystine, dibasic and neutral amino acid transport), member 1

Omim ID: [104614](#), [220100](#), [606407](#)

Gene Ontology: [Hyperlink](#)

Gene Summary: This gene encodes a type II membrane glycoprotein which is one of the components of the renal amino acid transporter which transports neutral and basic amino acids in the renal tubule and intestinal tract. Mutations and deletions in this gene are associated with cystinuria. Alternatively spliced transcript variants have been described, but their biological validity has not been determined. [provided by RefSeq]

Other Designations: B(0,+)-type amino acid transport protein,SLC3A1 variant B,SLC3A1 variant C,SLC3A1 variant D,SLC3A1 variant E,SLC3A1 variant F,SLC3A1 variant G,amino acid transporter 1,solute carrier family 3 (cystine, dibasic and neutral amino acid transporters), member

Related Disease

[Cardiomyopathy](#), [Hypertrophic Cystinuria](#) [Genetic Predisposition to Disease](#) [Hypertension](#)

[服務條款](#) | [隱私權政策](#) | [著作及商標](#) | [網站地圖](#)

©2016 亞諾法生技股份有限公司 Abnova Corporation. 版權所有.