



SZABO SCANDIC

Part of Europa Biosite

Produktinformation



Forschungsprodukte & Biochemikalien



Zellkultur & Verbrauchsmaterial



Diagnostik & molekulare Diagnostik



Laborgeräte & Service

Weitere Information auf den folgenden Seiten!
See the following pages for more information!



Lieferung & Zahlungsart

siehe unsere [Liefer- und Versandbedingungen](#)

Zuschläge

- Mindermengenzuschlag
- Trockeneiszuschlag
- Gefahrgutzuschlag
- Expressversand

SZABO-SCANDIC HandelsgmbH

Quellenstraße 110, A-1100 Wien

T. +43(0)1 489 3961-0

F. +43(0)1 489 3961-7

mail@szabo-scandic.com

www.szabo-scandic.com

[linkedin.com/company/szaboscandic](https://www.linkedin.com/company/szaboscandic)

SLC5A1 MaxPab rabbit polyclonal antibody (D01) MaxPab®

Catalog # : H00006523-D01

規格 : [100 uL]


[List All](#)

Specification


Product Description:	Rabbit polyclonal antibody raised against a full-length human SLC5A1 protein.
Immunogen:	SLC5A1 (AAI46581.1, 1 a.a. ~ 664 a.a) full-length human protein.
Sequence:	MDSSTWSPKTTAVTRPVETHELIRNAADISIVYFVVVMAVGLWAMFSTN RGTVGGFFLAGRSMWWPIGASLFASNIGSGHFVGLAGTGAASGIAIGG FEWNALVLVVLGWLFVPIYKAGVVTMPEYLRKRFGGQRIQVYLSLLSL LLYIFTKISADIFSGAIFINLALGLNLYLAIFLLLAITALYTITGGAAVIYD QTVIMLVGSLILTGFVAFHEVGGYDAFMEKYMKAIPTIVSDGNTTFQEKC YTPRADSFHIFRDPLTGDLPWPGFIFGMSILTLWYWCTDQVIVQRCLSAKN MSHVKGGCILCGYLKLMPMFIMVMPGMISRILYTEKIACVVPSECEKYCGT KVGCTNIAYPTLVVELMPNGLRGLMLSVMLASLMSSLT SIFNSASTLFTM DIYAKVRKRASEKELMIAGRLFILVLIGISAWVPIVQSAQSGQLFDYIQSIT S YLGPPIAAVFLAIFWKRVPNEPFAFWGLILGLLIGISRMITEFAYGTGSCME PSNCPTIICGVHYLYFAILFAISFITIVISLLTKPIPDVHLYRLCWSLRNSKE ERIDLDAEEENIQEGPKETIEIETQVPEKKGIFRRAYDLFCGLEQHGAPK MTEEEEEKAMKMKMTDTSEKPLWRTLVLNVNGIILVTVAVFCWAYFA
Host:	Rabbit
Reactivity:	Human, Mouse
Quality Control Testing:	Antibody reactive against mammalian transfected lysate.
Storage Buffer:	No additive
Storage Instruction:	Store at -20°C or lower. Aliquot to avoid repeated freezing and thawing.
MSDS:	Download
Datasheet:	Download

Application Image

Western Blot (Tissue lysate)

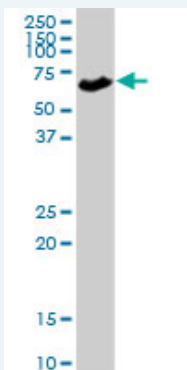


Western Blot (Transfected lysate)



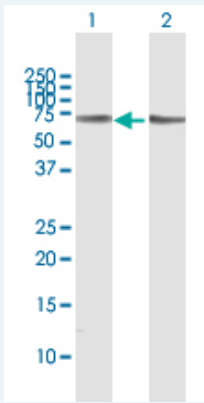
Applications

Western Blot (Tissue lysate)



SLC5A1 MaxPab rabbit polyclonal antibody. Western Blot analysis of SLC5A1 expression in mouse lung.

Western Blot (Transfected lysate)



Western Blot analysis of SLC5A1 expression in transfected 293T cell line ([H00006523-T01](#)) by SLC5A1 MaxPab polyclonal antibody.

Lane 1: SLC5A1 transfected lysate(73.04 KDa).

Lane 2: Non-transfected lysate.

Gene Information

Entrez GeneID: [6523](#)

GeneBank Accession#: [BC146580](#)

Protein Accession#: [AA146581.1](#)

Gene Name: SLC5A1

Gene Alias: D22S675,NAGT,SGLT1

Gene Description: solute carrier family 5 (sodium/glucose cotransporter), member 1

Omim ID: [182380](#), [606824](#)

Gene Ontology: [Hyperlink](#)

Gene Summary: Glucose transporters are integral membrane proteins that mediate the transport of glucose and structurally-related substances across cellular membranes. Two families of glucose transporter have been identified: the facilitated-diffusion glucose transporter family (GLUT family), also known as 'uniporters,' and the sodium-dependent glucose transporter family (SGLT family), also known as 'cotransporters' or 'symporters' (Wright et al., 1994 [PubMed 7823022]). The SLC5A1 gene encodes a protein that is involved in the active transport of glucose and galactose into eukaryotic and some prokaryotic cells.[supplied by OMIM

Other Designations: Human Na⁺/glucose cotransporter 1 mRNA, complete cds,sodium/glucose cotransporter 1,solute carrier family 5 (sodium/glucose transporter), member 1

Related Disease

[Genetic Predisposition to Disease Hyperparathyroidism, Secondary Tobacco Use Disorder](#)

