



SZABO SCANDIC

Part of Europa Biosite

Produktinformation



Forschungsprodukte & Biochemikalien



Zellkultur & Verbrauchsmaterial



Diagnostik & molekulare Diagnostik



Laborgeräte & Service

Weitere Information auf den folgenden Seiten!
See the following pages for more information!



Lieferung & Zahlungsart

siehe unsere [Liefer- und Versandbedingungen](#)

Zuschläge

- Mindermengenzuschlag
- Trockeneiszuschlag
- Gefahrgutzuschlag
- Expressversand

SZABO-SCANDIC HandelsgmbH

Quellenstraße 110, A-1100 Wien

T. +43(0)1 489 3961-0

F. +43(0)1 489 3961-7

mail@szabo-scandic.com

www.szabo-scandic.com

[linkedin.com/company/szaboscandic](https://www.linkedin.com/company/szaboscandic) 

SLC7A1 purified MaxPab mouse polyclonal antibody (B01P) MaxPab®

Catalog # : H00006541-B01P

規格 : [50 ug]

[List All](#)

Specification

Product Description: Mouse polyclonal antibody raised against a full-length human SLC7A1 protein.

Immunogen: SLC7A1 (AAH69358.1, 1 a.a. ~ 629 a.a) full-length human protein.

Sequence:
 MGCKVLLNIGQQMLRRKWDCSREETRLSRCLNTFDLVALGVGSTLGA
 GVVYLAGAVARENAGPAIVISFLIAALASVLAGLCYGEFGARVPKTGSAYL
 YSYVTVGELWAFITGWNLILSYIIGTSSVARAWSATFDELIGRPIGEFSRTH
 MTLNAPGVLAENPDFAVIIILITGLLTLGVKESAMVNKIFTCINVLVLFIMV
 SGFVKGSVKNWQLTEEDFGNTSGRLCLNNDTKEGKPGVGGFMPFGFS
 GVLGAATCFYAFVGFDCIATTGEEVKNPQKAIPVGIVASLLICFIAYFGVS
 AALTLMPYFCLDNNSPDPDAFKHVGWEGAKYAVAVGSLCALSASLLGS
 MFPMPRVIYAMAEDGLLFKFLANVNDRTKTPIIATLASGAVAAVMAFLFDL
 KDLVDLMSIGTLLAYSLVAACVLVLRYPQEQPNLVYQMASTSELDPAD
 QNELASTNDSQLGFLPEAEMFSLKTIKILSPKNMEPSKISGLIVNISTSLIAVLII
 TFCIVTLGREALTKGALWAVFLLAGSALLCAVVTGVIWRQPESKTKLSF
 KVPFLPVLPILSIFVNVYLMMLDQGTWVRFVWMLIGFIIYFGYGLWHSE
 EASLDADQARTPDGNLDQCK

Host: Mouse

Reactivity: Human

Quality Control Testing: Antibody reactive against mammalian transfected lysate.

Storage Buffer: In 1x PBS, pH 7.4

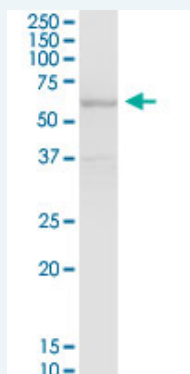
Storage Instruction: Store at -20°C or lower. Aliquot to avoid repeated freezing and thawing.

MSDS:  [Download](#)

Datasheet:  [Download](#)

Applications


Western Blot (Tissue lysate)



SLC7A1 MaxPab polyclonal antibody. Western Blot analysis of SLC7A1 expression in human liver.

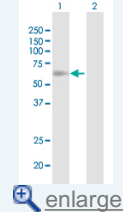
Application Image

Western Blot (Tissue lysate)



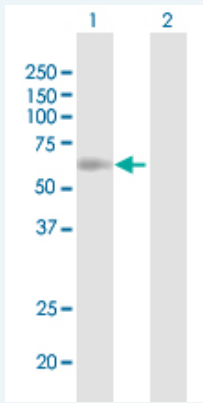
 [enlarge](#)

Western Blot (Transfected lysate)



 [enlarge](#)

Western Blot (Transfected lysate)



Western Blot analysis of SLC7A1 expression in transfected 293T cell line ([H00006541-T01](#)) by SLC7A1 MaxPab polyclonal antibody.

Lane 1: SLC7A1 transfected lysate(69.19 KDa).

Lane 2: Non-transfected lysate.

Gene Information

Entrez GeneID: [6541](#)

GeneBank Accession#: [NM_003045.3](#)

Protein Accession#: [AAH69358.1](#)

Gene Name: SLC7A1

Gene Alias: ATRC1,CAT-1,ERR,HCAT1,REC1L

Gene Description: solute carrier family 7 (cationic amino acid transporter, y+ system), member 1

Omim ID: [104615](#)

Gene Ontology: [Hyperlink](#)

Other Designations: OTTHUMP00000018189,OTTHUMP00000042418,amino acid transporter, cationic 1,ecotropic retroviral receptor

Related Disease

[Hypertension](#)