



SZABO SCANDIC

Part of Europa Biosite

Produktinformation



Forschungsprodukte & Biochemikalien



Zellkultur & Verbrauchsmaterial



Diagnostik & molekulare Diagnostik



Laborgeräte & Service

Weitere Information auf den folgenden Seiten!
See the following pages for more information!



Lieferung & Zahlungsart

siehe unsere [Liefer- und Versandbedingungen](#)

Zuschläge

- Mindermengenzuschlag
- Trockeneiszuschlag
- Gefahrgutzuschlag
- Expressversand

SZABO-SCANDIC HandelsgmbH

Quellenstraße 110, A-1100 Wien

T. +43(0)1 489 3961-0

F. +43(0)1 489 3961-7

mail@szabo-scandic.com

www.szabo-scandic.com

[linkedin.com/company/szaboscandic](https://www.linkedin.com/company/szaboscandic) 

SLC14A1 purified MaxPab mouse polyclonal antibody (B01P) MaxPab®

Catalog # : H00006563-B01P

規格 : [50 ug]

[List All](#)

Specification

Product Description: Mouse polyclonal antibody raised against a full-length human SLC14A1 protein.

Immunogen: SLC14A1 (AAH50539, 1 a.a. ~ 389 a.a) full-length human protein.

Sequence:
MEDSPTMVRVDSPTMVRGENQVSPCQGRRCFPKALGYVTGDMKELAN
QLKDKPVVLQFIDWILRGISQVVFVNNPVSGILILVGLLVQNPWWALTGW
LGTVVSTLMALLLSQDRSLIASGLYGYNATLVGVLMVAFSDKGDYFWWL
LLPVCAMSMTCPFISSALNSVLSKWDLPVFTLPFNMALSMYLSATGHYNP
FFPAKLVIPITAPNISWSDLSALELLKSIPVGVGQIYGCDNPWTGGIFLGA
LLSSPLMCLHAAIGSLLGIAAGLSLAPFENIYGLWGFNSSLACIAMGGM
FMALTWQTHLLALGCALFTAYLGVGMANFMAEVGLPACTWPFCLATLL
FLIMTTKNSNIYKMPLSKVTYPEENRIFYLQAKKRMVESPL

Host: Mouse

Reactivity: Human

Quality Control Testing: Antibody reactive against mammalian transfected lysate.

Storage Buffer: In 1x PBS, pH 7.4

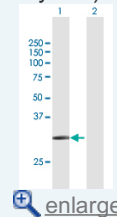
Storage Instruction: Store at -20°C or lower. Aliquot to avoid repeated freezing and thawing.


MSDS:  [Download](#)

Datasheet:  [Download](#)

Application Image

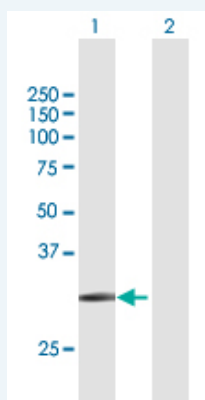
Western Blot (Transfected lysate)



 [enlarge](#)

Applications

Western Blot (Transfected lysate)



Western Blot analysis of SLC14A1 expression in transfected 293T cell line ([H00006563-T01](#)) by SLC14A1 MaxPab polyclonal antibody.

Lane 1: SLC14A1 transfected lysate(42.79 KDa).

Lane 2: Non-transfected lysate.

 [Protocol Download](#)

Gene Information

Entrez GeneID: [6563](#)

**GeneBank
Accession#:** [BC050539](#)

**Protein
Accession#:** [AAH50539](#)

Gene Name: SLC14A1

Gene Alias: FLJ33745,FLJ41687,HUT11,HsT1341,JK,RACH1,UT-B1,UT1,UTE

**Gene
Description:** solute carrier family 14 (urea transporter), member 1 (Kidd blood group)

Omim ID: [111000](#)

Gene Ontology: [Hyperlink](#)

Gene Summary: The protein encoded by this gene is a membrane transporter that mediates urea transport in erythrocytes. This gene forms the basis for the Kidd blood group system. [provided by RefSeq]

**Other
Designations:** blood group Kidd urea transporter,kidd (JK) blood group/urea transporter-B1,solute carrier family 14 (urea transporter), member 1,urea transporter JK glycoprotein,urea transporter-B1

Related Disease

[Genetic Predisposition to Disease](#) [Hyperparathyroidism](#), [Secondary Tobacco Use Disorder](#)

[服務條款](#) | [隱私權政策](#) | [著作及商標](#) | [網站地圖](#)

©2016 亞諾法生技股份有限公司 Abnova Corporation. 版權所有.