



SZABO SCANDIC

Part of Europa Biosite

Produktinformation



Forschungsprodukte & Biochemikalien



Zellkultur & Verbrauchsmaterial



Diagnostik & molekulare Diagnostik



Laborgeräte & Service

Weitere Information auf den folgenden Seiten!
See the following pages for more information!



Lieferung & Zahlungsart

siehe unsere [Liefer- und Versandbedingungen](#)

Zuschläge

- Mindermengenzuschlag
- Trockeneiszuschlag
- Gefahrgutzuschlag
- Expressversand

SZABO-SCANDIC HandelsgmbH

Quellenstraße 110, A-1100 Wien

T. +43(0)1 489 3961-0

F. +43(0)1 489 3961-7

mail@szabo-scandic.com

www.szabo-scandic.com

[linkedin.com/company/szaboscandic](https://www.linkedin.com/company/szaboscandic) 

SLC14A1 purified MaxPab rabbit polyclonal antibody (D01P) MaxPab®

Catalog # : H00006563-D01P

規格 : [100 ug]

[List All](#)

Specification

Product Description: Rabbit polyclonal antibody raised against a full-length human SLC14A1 protein.

Immunogen: SLC14A1 (AAH50539.1, 1 a.a. ~ 389 a.a) full-length human protein.

Sequence:
 MEDSPTMVRVDSPTMVRGENQVSPCQGRRCFPKALGYVTGDMKELAN
 QLKDKPVVLQFIDWILRGISQVVFVNNPVSGILILVGLLVQNPWWALTGW
 LGTVVSTLMALLLSQDRSLIASGLYGYNATLVGVLMVAVFSDKGDYFWWL
 LLPVCAMSMTCPFISSALNSVLSKWDLPVFTLPFNMALSMYLSATGHYNP
 FFPKLVIPITAPNISWSDLSALELLKSIPVGVGQIYGCDNPWTGGIFLGA
 ILLSSPLMCLHAAIGSLLGIAAGLSLAPFENIYGLWGFNSSLACIAMGGM
 FMALTWQTHLLALGCALFTAYLVGGMANFMAEVGLPACTWPFCLATLL
 FLIMTTKNSNIYKMPLSKVTYPEENRIFYLQAKKRMVESPL

Host: Rabbit

Reactivity: Human, Mouse

Quality Control Testing: Antibody reactive against mammalian transfected lysate.

Storage Buffer: In 1x PBS, pH 7.4

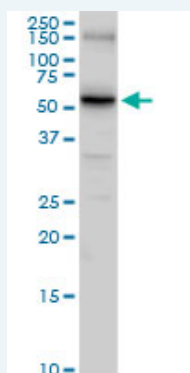
Storage Instruction: Store at -20°C or lower. Aliquot to avoid repeated freezing and thawing.

MSDS:  [Download](#)

Datasheet:  [Download](#)

Applications

Western Blot (Tissue lysate)




SLC14A1 MaxPab rabbit polyclonal antibody. Western Blot analysis of SLC14A1 expression in mouse liver.

 [Protocol Download](#)

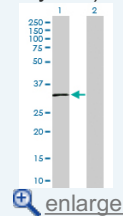
Western Blot (Transfected lysate)

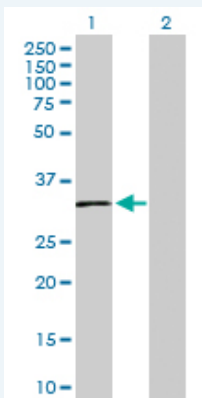
Application Image

Western Blot (Tissue lysate)



Western Blot (Transfected lysate)





Western Blot analysis of SLC14A1 expression in transfected 293T cell line ([H00006563-T02](#)) by SLC14A1 MaxPab polyclonal antibody.

Lane 1: SLC14A1 transfected lysate(42.50 kDa).

Lane 2: Non-transfected lysate.

 [Protocol Download](#)

Gene Information

Entrez GeneID: [6563](#)

GeneBank [BC050539](#)

Accession#:

Protein [AAH50539.1](#)

Accession#:

Gene Name: SLC14A1

Gene Alias: FLJ33745,FLJ41687,HUT11,HsT1341,JK,RACH1,UT-B1,UT1,UTE

Gene solute carrier family 14 (urea transporter), member 1 (Kidd blood group)

Description:

Omim ID: [111000](#)

Gene Ontology: [Hyperlink](#)

Gene Summary: The protein encoded by this gene is a membrane transporter that mediates urea transport in erythrocytes. This gene forms the basis for the Kidd blood group system. [provided by RefSeq]

Other Designations: blood group Kidd urea transporter,kidd (JK) blood group/urea transporter-B1,solute carrier family 14 (urea transporter), member 1,urea transporter JK glycoprotein,urea transporter-B1

Related Disease

[Genetic Predisposition to Disease Hyperparathyroidism, Secondary Tobacco Use Disorder](#)