



SZABO SCANDIC

Part of Europa Biosite

Produktinformation



Forschungsprodukte & Biochemikalien



Zellkultur & Verbrauchsmaterial



Diagnostik & molekulare Diagnostik



Laborgeräte & Service

Weitere Information auf den folgenden Seiten!
See the following pages for more information!



Lieferung & Zahlungsart

siehe unsere [Liefer- und Versandbedingungen](#)

Zuschläge

- Mindermengenzuschlag
- Trockeneiszuschlag
- Gefahrgutzuschlag
- Expressversand

SZABO-SCANDIC HandelsgmbH

Quellenstraße 110, A-1100 Wien

T. +43(0)1 489 3961-0

F. +43(0)1 489 3961-7

mail@szabo-scandic.com

www.szabo-scandic.com

[linkedin.com/company/szaboscandic](https://www.linkedin.com/company/szaboscandic) 

SMARCB1 monoclonal antibody (M06), clone 2A3

Catalog # : H00006598-M06

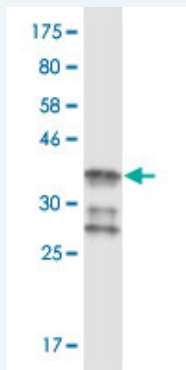
規格 : [100 ug]

List All

Specification

Product Description:	Mouse monoclonal antibody raised against a partial recombinant SMARCB1.
Immunogen:	SMARCB1 (NP_003064, 81 a.a. ~ 180 a.a) partial recombinant protein with GST tag. MW of the GST tag alone is 26 KDa.
Sequence:	YTTLATSVTLKASEVEEILDGNDEKYKAVSISTEPPTYLREQKAKRNSQ WVPTLPNSSHHLDAVPCSTTINRNRMGRDKKRTFPLCFDDHDPVHENA
Host:	Mouse
Reactivity:	Human
Isotype:	IgG2b Kappa

Quality Control Testing: Antibody Reactive Against Recombinant Protein.



Western Blot detection against Immunogen (36.74 KDa) .

Storage Buffer: In 1x PBS, pH 7.4

Storage Instruction: Store at -20°C or lower. Aliquot to avoid repeated freezing and thawing.

MSDS: [Download](#)

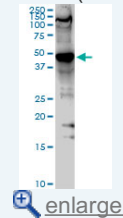
Datasheet: [Download](#)

Applications

Western Blot (Cell lysate)

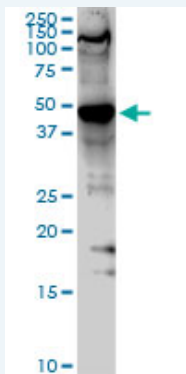
Application Image

Western Blot (Cell lysate)



Western Blot (Recombinant protein)

ELISA



SMARCB1 monoclonal antibody (M06), clone 2A3. Western Blot analysis of SMARCB1 expression in HeLa S3 NE (Cat # L013V3).

 [Protocol Download](#)

Western Blot (Recombinant protein)

 [Protocol Download](#)

ELISA

Gene Information

Entrez GeneID: [6598](#)

GeneBank [NM_003073](#)

Accession#:

Protein [NP_003064](#)

Accession#:

Gene Name: SMARCB1

Gene Alias: BAF47,INI1,RDT,SNF5,SNF5L1,Sfh1p,Snr1,hSNFS

Gene Description: SWI/SNF related, matrix associated, actin dependent regulator of chromatin, subfamily b, member 1

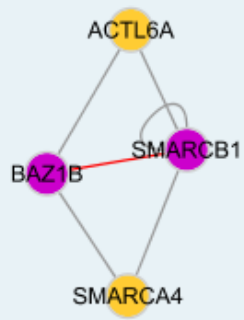
Omim ID: [601607](#)

Gene Ontology: [Hyperlink](#)

Gene Summary: The protein encoded by this gene is part of a complex that relieves repressive chromatin structures, allowing the transcriptional machinery to access its targets more effectively. The encoded nuclear protein may also bind to and enhance the DNA joining activity of HIV-1 integrase. This gene has been found to be a tumor suppressor, and mutations in it have been associated with malignant rhabdoid tumors. Two transcript variants encoding different isoforms have been found for this gene. [provided by RefSeq]

Other Designations: integrase interactor 1,malignant rhabdoid tumor suppressor,sucrose nonfermenting, yeast, homolog-like 1

Interactome



Related Disease

[Asthma](#) [Asthma](#) [Cardiovascular Diseases](#) [Diabetes Mellitus, Type 2](#) [Edema](#)
[Genetic Predisposition to Disease](#) [Meningeal Neoplasms](#) [Meningioma](#) [Pancreatic cancer](#)
[Pancreatic Neoplasms](#) [Rhabdoid Tumor](#)

[服務條款](#) | [隱私權政策](#) | [著作及商標](#) | [網站地圖](#)

©2016 亞諾法生技股份有限公司 Abnova Corporation. 版權所有.