



SZABO SCANDIC

Part of Europa Biosite

Produktinformation



Forschungsprodukte & Biochemikalien



Zellkultur & Verbrauchsmaterial



Diagnostik & molekulare Diagnostik



Laborgeräte & Service

Weitere Information auf den folgenden Seiten!
See the following pages for more information!



Lieferung & Zahlungsart

siehe unsere [Liefer- und Versandbedingungen](#)

Zuschläge

- Mindermengenzuschlag
- Trockeneiszuschlag
- Gefahrgutzuschlag
- Expressversand

SZABO-SCANDIC HandelsgmbH

Quellenstraße 110, A-1100 Wien

T. +43(0)1 489 3961-0

F. +43(0)1 489 3961-7

mail@szabo-scandic.com

www.szabo-scandic.com

[linkedin.com/company/szaboscandic](https://www.linkedin.com/company/szaboscandic) 

SMARCD2 monoclonal antibody (M03), clone 2C2

Catalog # : H00006603-M03

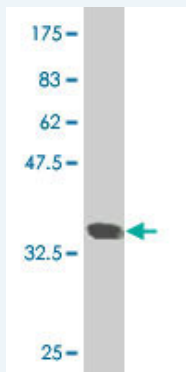
規格 : [100 ug]

List All

Specification

Product Description:	Mouse monoclonal antibody raised against a partial recombinant SMARCD2.
Immunogen:	SMARCD2 (NP_003068, 398 a.a. ~ 474 a.a) partial recombinant protein with GST tag. MW of the GST tag alone is 26 KDa.
Sequence:	RDFMLSFSTDPQDFIQEWLRSQRRDLKIITDVIGNPEEERRAAFYHQPW AQEAVGRHIFAKVQRRRQELEQVLGIRL
Host:	Mouse
Reactivity:	Human, Mouse, Rat
Isotype:	IgG2a Kappa

Quality Control Testing: Antibody Reactive Against Recombinant Protein.



Western Blot detection against Immunogen (34.21 KDa) .

Storage Buffer: In 1x PBS, pH 7.4

Storage Instruction: Store at -20°C or lower. Aliquot to avoid repeated freezing and thawing.

MSDS: [Download](#)

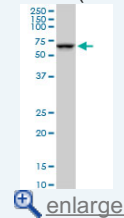
Datasheet: [Download](#)

Applications

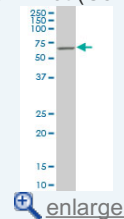
Western Blot (Cell lysate)

Application Image


Western Blot (Cell lysate)




Western Blot (Cell lysate)



Western Blot (Cell lysate)

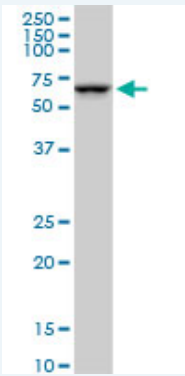


Western Blot (Cell lysate)



Western Blot (Recombinant protein)

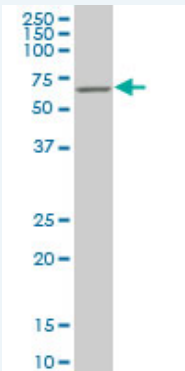
ELISA



SMARCD2 monoclonal antibody (M03), clone 2C2. Western Blot analysis of SMARCD2 expression in PC-12(Cat # L012V1).

 [Protocol Download](#)

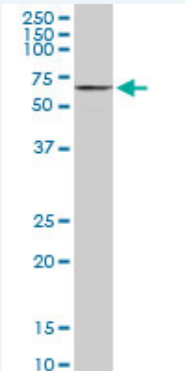
Western Blot (Cell lysate)




SMARCD2 monoclonal antibody (M03), clone 2C2 Western Blot analysis of SMARCD2 expression in HeLa S3 NE (Cat # L013V3).

 [Protocol Download](#)

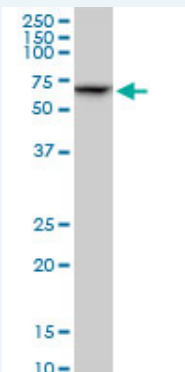
Western Blot (Cell lysate)




SMARCD2 monoclonal antibody (M03), clone 2C2. Western Blot analysis of SMARCD2 expression in Raw 264.7(Cat # L024V1).

 [Protocol Download](#)

Western Blot (Cell lysate)



SMARCD2 monoclonal antibody (M03), clone 2C2. Western Blot analysis of SMARCD2 expression in NIH/3T3(Cat # L018V1).

 Protocol Download

Western Blot (Recombinant protein)

 Protocol Download

ELISA

Gene Information

Entrez GeneID: [6603](#)

GeneBank [NM_003077](#)
Accession#:

Protein [NP_003068](#)
Accession#:

Gene Name: SMARCD2

Gene Alias: BAF60B,CRACD2,PRO2451,Rsc6p

Gene Description: SWI/SNF related, matrix associated, actin dependent regulator of chromatin, subfamily d, member 2

Omim ID: [601736](#)

Gene Ontology: [Hyperlink](#)

Gene Summary: The protein encoded by this gene is a member of the SWI/SNF family of proteins, whose members display helicase and ATPase activities and which are thought to regulate transcription of certain genes by altering the chromatin structure around those genes. The encoded protein is part of the large ATP-dependent chromatin remodeling complex SNF/SWI and has sequence similarity to the yeast Swp73 protein. Alternatively spliced transcript variants encoding different isoforms have been found for this gene. [provided by RefSeq]

Other Designations: SWI/SNF complex 60 kDa subunit B,SWI/SNF-related matrix-associated actin-dependent regulator of chromatin d2,Swp73-like protein,chromatin remodeling complex BAF60B subunit,mammalian chromatin remodeling complex BRG1-associated factor 60B

[服務條款](#) | [隱私權政策](#) | [著作及商標](#) | [網站地圖](#)

©2016 亞諾法生技股份有限公司 Abnova Corporation. 版權所有.