



SZABO SCANDIC

Part of Europa Biosite

Produktinformation



Forschungsprodukte & Biochemikalien



Zellkultur & Verbrauchsmaterial



Diagnostik & molekulare Diagnostik



Laborgeräte & Service

Weitere Information auf den folgenden Seiten!
See the following pages for more information!



Lieferung & Zahlungsart

siehe unsere [Liefer- und Versandbedingungen](#)

Zuschläge

- Mindermengenzuschlag
- Trockeneiszuschlag
- Gefahrgutzuschlag
- Expressversand

SZABO-SCANDIC HandelsgmbH

Quellenstraße 110, A-1100 Wien

T. +43(0)1 489 3961-0

F. +43(0)1 489 3961-7

mail@szabo-scandic.com

www.szabo-scandic.com

[linkedin.com/company/szaboscandic](https://www.linkedin.com/company/szaboscandic) 

SMS monoclonal antibody (M01), clone 1G6

Catalog # : H00006611-M01

規格 : [100 ug]

List All

Specification

Product Description: Mouse monoclonal antibody raised against a full length recombinant SMS.

Immunogen: SMS (AAH09898.1, 1 a.a. ~ 366 a.a) full-length recombinant protein with GST tag. MW of the GST tag alone is 26 KDa.

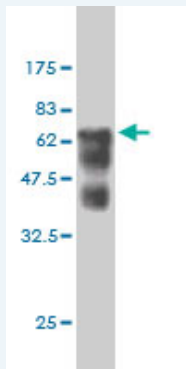
Sequence:
 MAAARHSTLDFMLGAKADGETILKGLQSFQEQGMAESVHTWQDHGYL
 ATYTNKNGSFANLRIYPHGLVLLDLQSYDGAQGKEEIDSILNKVEERMK
 ELSQDSTGRVKRLPPIVRGGGAIIDRYWPTADGRLVEYDIDEVYDEDESPY
 QNIKILHSKQFGNILILSGDVNLAESDLAYTRAIMGSGKEDYTGKDVLLGG
 GDGGILCEIVLKPVMVTMVEIDQMVIDGCKKYMRTKCGDVLNLDNLKGDC
 YQVLIEDCIPVLKRYAKEGREFDYVINDLTAVPIST SPEEDSTWEFLRLILD
 LSMKVLKQDGKYFTQGNCVNLTEALSLYEEQLGRLYCPVEFSKEIVCVP
 SYLELVWFYTVWKKAKP

Host: Mouse

Reactivity: Human

Isotype: IgG2a kappa

Quality Control Testing: Antibody Reactive Against Recombinant Protein.



Western Blot detection against Immunogen (66 KDa) .

Storage Buffer: In 1x PBS, pH 7.4

Storage Instruction: Store at -20°C or lower. Aliquot to avoid repeated freezing and thawing.

MSDS: [Download](#)

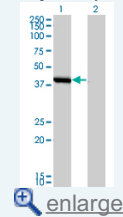
Datasheet: [Download](#)

Publication Reference

1. A Y328C missense mutation in spermine synthase causes a mild form of Snyder-Robinson syndrome.
 Zhang Z, Norris J, Kalscheuer V, Wood T, Wang L, Schwartz C, Alexov E, Van Esch HHum Mol Genet. 2013 May 31.

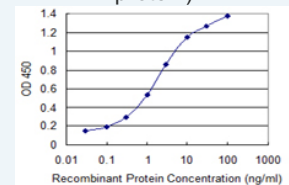
Application Image

Western Blot (Transfected lysate)



Western Blot (Recombinant protein)

Sandwich ELISA (Recombinant protein)

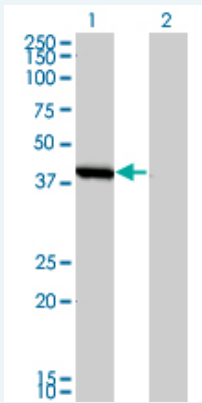


[enlarge](#)

ELISA

Applications

Western Blot (Transfected lysate)



Western Blot analysis of SMS expression in transfected 293T cell line by SMS monoclonal antibody (M01), clone 1G6.

Lane 1: SMS transfected lysate(41.268 KDa).

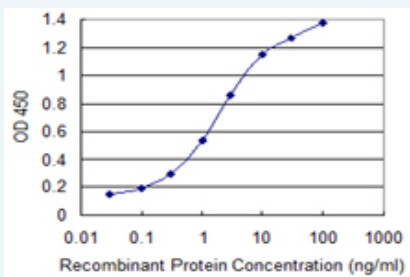
Lane 2: Non-transfected lysate.

 [Protocol Download](#)

Western Blot (Recombinant protein)

 [Protocol Download](#)

Sandwich ELISA (Recombinant protein)



Detection limit for recombinant GST tagged SMS is 0.03 ng/ml as a capture antibody.

 [Protocol Download](#)

ELISA

Gene Information

Entrez GeneID: [6611](#)

GeneBank [BC009898](#)

Accession#:

Protein [AAH09898.1](#)

Accession#:

Gene Name: SMS

Gene Alias: MRSR, SPMSY, SRS, SpS

Gene Description: spermine synthase

Omim ID: [300105](#), [309583](#)

Gene Ontology: [Hyperlink](#)

Gene Summary: The protein encoded by this gene belongs to the spermidine/spermine synthases family. This gene encodes an ubiquitous enzyme of polyamine metabolism. [provided by RefSeq]

Other spermidine aminopropyltransferase

Designations:

Gene Pathway

[Arginine and proline metabolism](#) [beta-Alanine metabolism](#)

[Cysteine and methionine metabolism](#) [Glutathione metabolism](#) [Metabolic pathways](#)

[服務條款](#) | [隱私權政策](#) | [著作及商標](#) | [網站地圖](#)

©2016 亞諾法生技股份有限公司 Abnova Corporation. 版權所有.