



SZABO SCANDIC

Part of Europa Biosite

Produktinformation



Forschungsprodukte & Biochemikalien



Zellkultur & Verbrauchsmaterial



Diagnostik & molekulare Diagnostik



Laborgeräte & Service

Weitere Information auf den folgenden Seiten!
See the following pages for more information!



Lieferung & Zahlungsart

siehe unsere [Liefer- und Versandbedingungen](#)

Zuschläge

- Mindermengenzuschlag
- Trockeneiszuschlag
- Gefahrgutzuschlag
- Expressversand

SZABO-SCANDIC HandelsgmbH

Quellenstraße 110, A-1100 Wien

T. +43(0)1 489 3961-0

F. +43(0)1 489 3961-7

mail@szabo-scandic.com

www.szabo-scandic.com

[linkedin.com/company/szaboscandic](https://www.linkedin.com/company/szaboscandic) 

SUMO3 monoclonal antibody (M07), clone 4B9

Catalog # : H00006612-M07

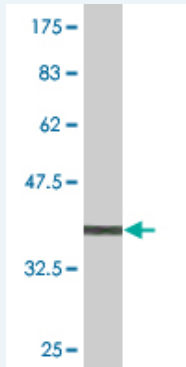
規格 : [100 ug]

[List All](#)

Specification

Product Description:	Mouse monoclonal antibody raised against a partial recombinant SUMO3.
Immunogen:	SUMO3 (NP_008867, 1 a.a. ~ 103 a.a) partial recombinant protein with GST tag. MW of the GST tag alone is 26 KDa.
Sequence:	MSEEKPKEGVKTENDHINLKVAGQDGSVVQFKIKRHTPLSKLMKAYCER QGLSMRQIRFRFDGQPINETDTPAQLEMEDEDIDVFQQQTGGVPESL AGHSF
Host:	Mouse
Reactivity:	Human
Isotype:	IgG2b Kappa

Quality Control Testing: Antibody Reactive Against Recombinant Protein.



Western Blot detection against Immunogen (36.96 KDa) .

Storage Buffer: In 1x PBS, pH 7.4

Storage Instruction: Store at -20°C or lower. Aliquot to avoid repeated freezing and thawing.

MSDS: [Download](#)

Datasheet: [Download](#)

Applications

Western Blot (Recombinant protein)

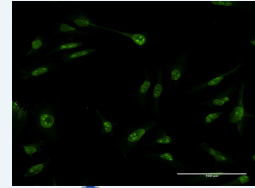
[Protocol Download](#)

Immunofluorescence

Application Image

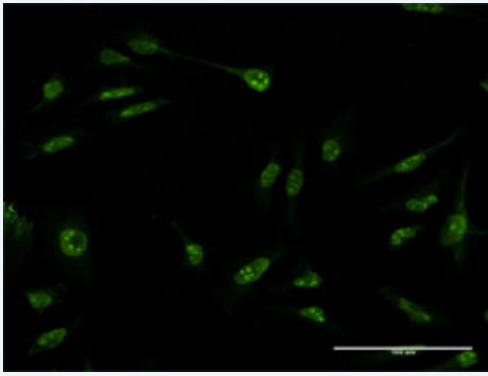
Western Blot (Recombinant protein)

Immunofluorescence



[enlarge](#)

ELISA



[enlarge this image](#)

Immunofluorescence of monoclonal antibody to SUMO3 on HeLa cell . [antibody concentration 10 ug/ml]

[Protocol Download](#)

ELISA

Gene Information

Entrez GeneID: [6612](#)

**GeneBank
Accession#:** [NM_006936](#)

**Protein
Accession#:** [NP_008867](#)

Gene Name: SUMO3

Gene Alias: SMT3A,SMT3H1,SUMO-3

**Gene
Description:** SMT3 suppressor of mif two 3 homolog 3 (S. cerevisiae)

Omim ID: [602231](#)

Gene Ontology: [Hyperlink](#)

Gene Summary: SUMO proteins, such as SUMO3, and ubiquitin (see MIM 191339) posttranslationally modify numerous cellular proteins and affect their metabolism and function. However, unlike ubiquitination, which targets proteins for degradation, sumoylation participates in a number of cellular processes, such as nuclear transport, transcriptional regulation, apoptosis, and protein stability (Su and Li, 2002 [PubMed 12383504]). [supplied by OMIM]

**Other
Designations:** OTTHUMP00000115275,SMT3 suppressor of mif two 3 homolog 1,small ubiquitin-like modifier protein 3

Related Disease

[Adenocarcinoma](#) [Genetic Predisposition to Disease](#) [Kidney Failure, Chronic](#) [Pancreatic Neoplasms](#)