SZABO SCANDIC

Part of Europa Biosite

Produktinformation

- Forschungsprodukte & Biochemikalien
- Zellkultur & Verbrauchsmaterial
- Diagnostik & molekulare Diagnostik
- Laborgeräte & Service

Weitere Information auf den folgenden Seiten!
See the following pages for more information!

Lieferung & Zahlungsart

siehe unsere Liefer- und Versandbedingungen

Zuschläge

- Mindermengenzuschlag
- Trockeneiszuschlag
- Gefahrgutzuschlag
- Expressversand

SZABO-SCANDIC HandelsgmbH

Quellenstraße 110, A-1100 Wien

T. +43(0)1 489 3961-0

F. +43(0)1 489 3961-7

mail@szabo-scandic.com

www.szabo-scandic.com

linkedin.com/company/szaboscandic

SUMO2 monoclonal antibody (M06), clone 2H8

Catalog # : H00006613-M06 **規格 :** [100 ug]

List All

Specification

Product Description:	Mouse monoclonal antibody raised against a full-length recombinant SUMO2.
Immunogen:	SUMO2 (AAH08450, 1 a.a. ~ 95 a.a) full-length recombinant protein with GST tag. MW of the GST tag alone is 26 KDa.
Sequence:	MADEKPKEGVKTENNNHINLKVAGQDGSVVQFKIKRHTPLSKLMKAYCE RQGLSMRQIRFRFDGQPINETDTPAQLEMEDEDTIDVFQQQTGGVY
Host:	Mouse
Reactivity:	Human
Isotype:	IgG1 Kappa
Quality Control Testing:	Antibody Reactive Against Recombinant Protein.

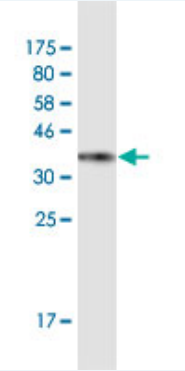

Western Blot detection against Immunogen (36.19 KDa) .

Storage Buffer:	In 1x PBS, pH 7.4
Storage Instruction:	Store at -20°C or lower. Aliquot to avoid repeated freezing and thawing.
MSDS:	Download
Datasheet:	Download

Applications

Western Blot (Transfected lysate)

Application Image

Western Blot (Transfected lysate)

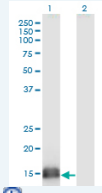

enlarge

Western Blot (Recombinant protein)

Immunohistochemistry (Formalin/PFA-fixed paraffin-embedded sections)

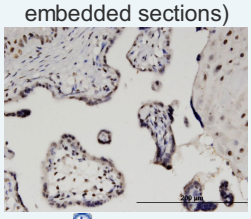

enlarge

ELISA

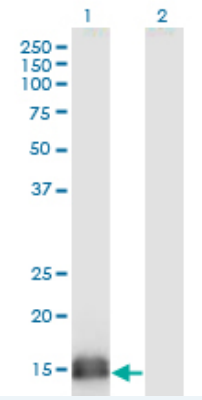

Western Blot analysis of SUMO2 expression in transfected 293T cell line by SUMO2 monoclonal antibody (M06), clone 2H8.

Lane 1: SUMO2 transfected lysate(10.9 KDa).
Lane 2: Non-transfected lysate.

Protocol Download

Western Blot (Recombinant protein)

Protocol Download

Immunohistochemistry (Formalin/PFA-fixed paraffin-embedded sections)

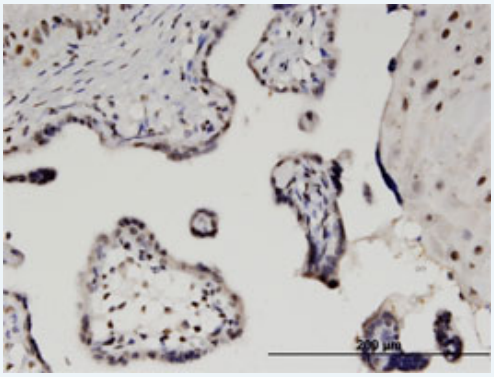

enlarge this image

Immunoperoxidase of monoclonal antibody to SUMO2 on formalin-fixed paraffin-embedded human placenta. [antibody concentration 1.5 ug/ml]

Protocol Download

ELISA

Gene Information

Entrez GeneID:	6613
GeneBank Accession#:	BC008450
Protein Accession#:	AAH08450
Gene Name:	SUMO2
Gene Alias:	HSMT3,MGC117191,SMT3B,SMT3H2
Gene Description:	SMT3 suppressor of mif two 3 homolog 2 (S. cerevisiae)
Omim ID:	603042
Gene Ontology:	Hyperlink
Gene Summary:	This gene encodes a protein that is a member of the SUMO (small ubiquitin-like modifier) protein family. It functions in a manner similar to

	ubiquitin in that it is bound to target proteins as part of a post-translational modification system. However, unlike ubiquitin which targets proteins for degradation, this protein is involved in a variety of cellular processes, such as nuclear transport, transcriptional regulation, apoptosis, and protein stability. It is not active until the last two amino acids of the carboxy-terminus have been cleaved off. Numerous pseudogenes have been reported for this gene. Alternate transcriptional splice variants, encoding different isoforms, have been characterized. [provided by RefSeq
Other Designations:	SMT3 suppressor of mif two 3 homolog 2,sentrin 2,small ubiquitin-like modifier 2, isoform a

服務條款 | 隱私權政策 | 著作及商標 | 網站地圖

©2016 亞諾法生技股份有限公司 Abnova Corporation. 版權所有.