



SZABO SCANDIC

Part of Europa Biosite

Produktinformation



Forschungsprodukte & Biochemikalien



Zellkultur & Verbrauchsmaterial



Diagnostik & molekulare Diagnostik



Laborgeräte & Service

Weitere Information auf den folgenden Seiten!
See the following pages for more information!



Lieferung & Zahlungsart

siehe unsere [Liefer- und Versandbedingungen](#)

Zuschläge

- Mindermengenzuschlag
- Trockeneiszuschlag
- Gefahrgutzuschlag
- Expressversand

SZABO-SCANDIC HandelsgmbH

Quellenstraße 110, A-1100 Wien

T. +43(0)1 489 3961-0

F. +43(0)1 489 3961-7

mail@szabo-scandic.com

www.szabo-scandic.com

[linkedin.com/company/szaboscandic](https://www.linkedin.com/company/szaboscandic) 

SNAI1 purified MaxPab mouse polyclonal antibody (B01P) MaxPab®

Catalog # : H00006615-B01P

規格 : [50 ug]

[List All](#)

Specification

Product Description: Mouse polyclonal antibody raised against a full-length human SNAI1 protein.

Immunogen: SNAI1 (AAH12910, 1 a.a. ~ 264 a.a) full-length human protein.

Sequence:
 MPRSFLVRKPSDPNRKPNYSELQDSNPEFTFQQPYDQAHLAAIPPPEIL
 NPTASLPMLIWDSVLAPQAQPIAWASRLQESPRVAELTSLSEDEDSGKG
 SQPPSPSPAPSSFSSSTSVSSLEAEAYAFAFGLGQVPKQLAQLSEAKDL
 QARKAFNCKYCNKEYLSLGALKMHIRSHTLPCVCGTCGKAFSRPWLQ
 GHVRTHTGEKPFSCPHCSRAFAADRSNLRAHLQTHSDVKKYQCQACART
 FSRMSLLHKHQESGCSGWPR

Host: Mouse

Reactivity: Human

Quality Control Testing: Antibody reactive against mammalian transfected lysate.

Storage Buffer: In 1x PBS, pH 7.4

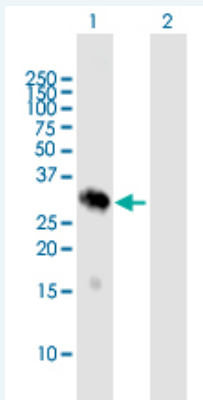
Storage Instruction: Store at -20°C or lower. Aliquot to avoid repeated freezing and thawing.

MSDS: [Download](#)

Datasheet: [Download](#)

Applications

Western Blot (Transfected lysate)



Western Blot analysis of SNAI1 expression in transfected 293T cell line (H00006615-T01) by SNAI1 MaxPab polyclonal antibody.


Lane 1: SNAI1 transfected lysate(29.15 KDa).
 Lane 2: Non-transfected lysate.

[Protocol Download](#)

Immunofluorescence

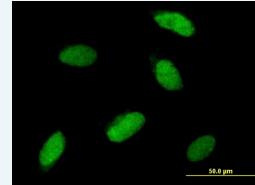
Application Image

Western Blot (Transfected lysate)

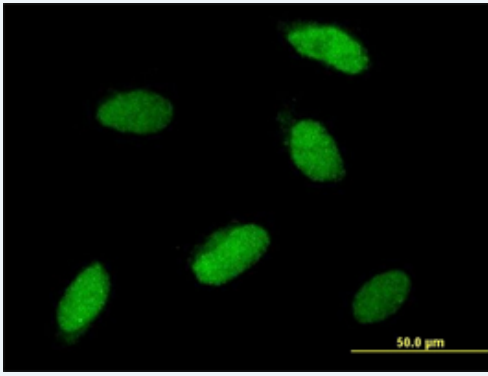


[enlarge](#)

Immunofluorescence



[enlarge](#)



[enlarge this image](#)

Immunofluorescence of purified MaxPab antibody to SNAI1 on HeLa cell. [antibody concentration 10 ug/ml]

 [Protocol Download](#)

Gene Information

Entrez GeneID: [6615](#)

GeneBank Accession#: [BC012910](#)

Protein Accession#: =

Gene Name: SNAI1

Gene Alias: SLUGH2,SNA,SNAH,dJ710H13.1

Gene Description: snail homolog 1 (Drosophila)

Omim ID: [604238](#)

Gene Ontology: [Hyperlink](#)

Gene Summary: The Drosophila embryonic protein snail is a zinc finger transcriptional repressor which downregulates the expression of ectodermal genes within the mesoderm. The nuclear protein encoded by this gene is structurally similar to the Drosophila snail protein, and is also thought to be critical for mesoderm formation in the developing embryo. At least two variants of a similar processed pseudogene have been found on chromosome 2. [provided by RefSeq]

Other Designations: OTTHUMP00000031680,snail 1 homolog,snail 1 zinc finger protein,snail 1, zinc finger protein

Gene Pathway

[Adherens junction](#)

Related Disease

[Breast cancer](#) [Breast Neoplasms](#) [Cleft Lip](#) [Cleft Palate](#) [Genetic Predisposition to Disease](#) [Head and Neck Neoplasms](#) [Neoplasm Metastasis](#) [Neoplasm Recurrence, Local](#) [Neoplasms](#) [Neoplasms, Second Primary](#) [Obesity](#) [Ovarian Neoplasms](#)