



SZABO SCANDIC

Part of Europa Biosite

Produktinformation



Forschungsprodukte & Biochemikalien



Zellkultur & Verbrauchsmaterial



Diagnostik & molekulare Diagnostik



Laborgeräte & Service

Weitere Information auf den folgenden Seiten!
See the following pages for more information!



Lieferung & Zahlungsart

siehe unsere [Liefer- und Versandbedingungen](#)

Zuschläge

- Mindermengenzuschlag
- Trockeneiszuschlag
- Gefahrgutzuschlag
- Expressversand

SZABO-SCANDIC HandelsgmbH

Quellenstraße 110, A-1100 Wien

T. +43(0)1 489 3961-0

F. +43(0)1 489 3961-7

mail@szabo-scandic.com

www.szabo-scandic.com

[linkedin.com/company/szaboscandic](https://www.linkedin.com/company/szaboscandic) 

SNAPC2 MaxPab mouse polyclonal antibody (B01) MaxPab®

Catalog # : H00006618-B01

規格 : [50 uL]

[List All](#)

Specification

Product Description: Mouse polyclonal antibody raised against a full-length human SNAPC2 protein.

Immunogen: SNAPC2 (NP_003074.1, 1 a.a. ~ 334 a.a) full-length human protein.

Sequence:
 MKPPPRRRAAPARYLGEVTGPATWSAREKRQLVRLQLQARQQQPEPDA
 TELARELRGRSEAEIRVFLQQLKGRVAREAIQKVHPGGLQGPRRREAQP
 PAPIEVWTDLAEKITGPLEEALAVAFSQVL TIAATEPVTL LHSKPPKPTQA
 RGKPLLLSAPGGQEDPAPEIPSSAPAPSSAPRT PDPAPEKPSSEAGP
 STEEDFAVD FEKIYKYLSSVSRSGRPELSAAESAVL DLLMSLPEELPLL
 PCTALVEHMTETYLRLTAPQPIAGGSLGPA AEGDGAGSKAPEETPPAT
 EKAHSELKSPWQAAGICPLNPFLVPLELLGRAATPAR

Host: Mouse

Reactivity: Human

Quality Control Testing: Antibody reactive against mammalian transfected lysate.

Storage Buffer: No additive

Storage Instruction: Store at -20°C or lower. Aliquot to avoid repeated freezing and thawing.

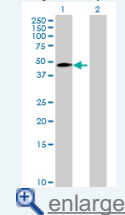
Note: For IHC and IF applications, antibody purification with Protein A will be needed prior to use.


MSDS:  [Download](#)

Datasheet:  [Download](#)

Application Image

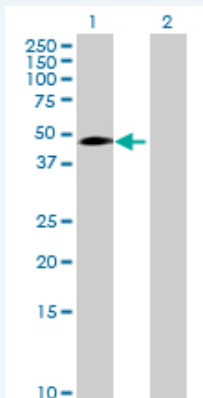
Western Blot (Transfected lysate)



 [enlarge](#)

Applications

Western Blot (Transfected lysate)



Western Blot analysis of SNAPC2 expression in transfected 293T cell line (H00006618-T01) by SNAPC2 MaxPab polyclonal antibody.

Lane 1: SNAPC2 transfected lysate(36.74 KDa).

Lane 2: Non-transfected lysate.

Gene Information

Entrez GeneID: [6618](#)

**GeneBank
Accession#:** [NM_003083.1](#)

**Protein
Accession#:** [NP_003074.1](#)

Gene Name: SNAPC2

Gene Alias: PTFdelta,SNAP45

**Gene
Description:** small nuclear RNA activating complex, polypeptide 2, 45kDa

Omim ID: [605076](#)

Gene Ontology: [Hyperlink](#)

**Other
Designations:** -
