



# SZABO SCANDIC

Part of Europa Biosite

## Produktinformation



Forschungsprodukte & Biochemikalien



Zellkultur & Verbrauchsmaterial



Diagnostik & molekulare Diagnostik



Laborgeräte & Service

Weitere Information auf den folgenden Seiten!  
See the following pages for more information!



### Lieferung & Zahlungsart

siehe unsere [Liefer- und Versandbedingungen](#)

### Zuschläge

- Mindermengenzuschlag
- Trockeneiszuschlag
- Gefahrgutzuschlag
- Expressversand

### SZABO-SCANDIC HandelsgmbH

Quellenstraße 110, A-1100 Wien

T. +43(0)1 489 3961-0

F. +43(0)1 489 3961-7

[mail@szabo-scandic.com](mailto:mail@szabo-scandic.com)

[www.szabo-scandic.com](http://www.szabo-scandic.com)

[linkedin.com/company/szaboscandic](https://www.linkedin.com/company/szaboscandic) 

## SNRPA MaxPab mouse polyclonal antibody (B01) MaxPab®

Catalog # : H00006626-B01

規格 : [ 50 uL ]

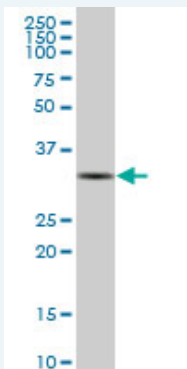
[List All](#)

### Specification

<b>Product Description:</b>	Mouse polyclonal antibody raised against a full-length human SNRPA protein.
<b>Immunogen:</b>	SNRPA (NP_004587, 1 a.a. ~ 282 a.a) full-length human protein.
<b>Sequence:</b>	MAVPETRPNHTIYINNLNEKIKKDELKKSLEYAIFSQFGQILDILVSRSLKMRG QAFVIFKEVSSATNALRSMQGFPPFYDKPMRIQYAKTDSIIAKMKGT FVE RDRKREKRKPKSQETPATKKAVQGGGATPVVGAVQGGPVPGMPPMTQA PRIMHHMPGQPPYMPPGMIPPPGLAPGQIPPGAMPPQLMPGQMPPA QPLSENPPNHILFTNLPEETNELMLSMLFNQFPGFKEVRLVPGRHDIAFV EFDNEVQAGAARDALQGFKITQNNAMKISFAKK
<b>Host:</b>	Mouse
<b>Reactivity:</b>	Human
<b>Quality Control Testing:</b>	Antibody reactive against mammalian transfected lysate.
<b>Storage Buffer:</b>	No additive
<b>Storage Instruction:</b>	Store at -20°C or lower. Aliquot to avoid repeated freezing and thawing.
<b>Note:</b>	For IHC and IF applications, antibody purification with Protein A will be needed prior to use.
<b>MSDS:</b>	<a href="#">Download</a>
<b>Datasheet:</b>	<a href="#">Download</a>

### Applications

#### Western Blot (Tissue lysate)



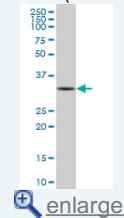
SNRPA MaxPab polyclonal antibody. Western Blot analysis of SNRPA expression in human liver.

[Protocol Download](#)

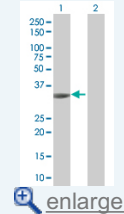
#### Western Blot (Transfected lysate)

### Application Image

#### Western Blot (Tissue lysate)

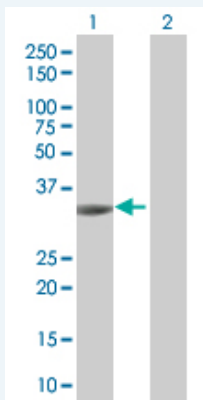


#### Western Blot (Transfected lysate)



#### Immunofluorescence



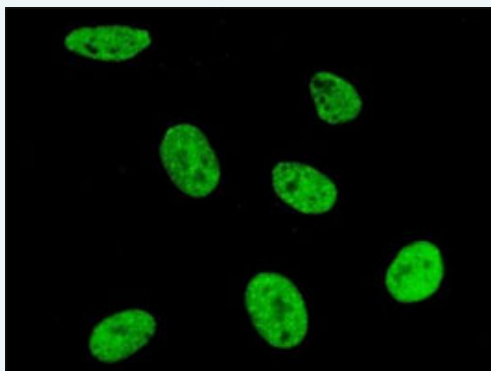


Western Blot analysis of SNRPA expression in transfected 293T cell line ([H00006626-T01](#)) by SNRPA MaxPab polyclonal antibody.

Lane 1: SNRPA transfected lysate(31.02 KDa).  
Lane 2: Non-transfected lysate.

[Protocol Download](#)

### Immunofluorescence



[enlarge this image](#)

Immunofluorescence of purified MaxPab antibody to SNRPA on HeLa cell. [antibody concentration 10 ug/ml]

[Protocol Download](#)

### Gene Information

Entrez GeneID: [6626](#)

GeneBank [NM\\_004596](#)  
Accession#:

Protein [NP\\_004587](#)  
Accession#:

Gene Name: SNRPA

Gene Alias: U1A

Gene Description: small nuclear ribonucleoprotein polypeptide A

Omim ID: [182285](#)

Gene Ontology: [Hyperlink](#)

Other Designations: -

