



# SZABO SCANDIC

Part of Europa Biosite

## Produktinformation



Forschungsprodukte & Biochemikalien



Zellkultur & Verbrauchsmaterial



Diagnostik & molekulare Diagnostik



Laborgeräte & Service

Weitere Information auf den folgenden Seiten!  
See the following pages for more information!



### Lieferung & Zahlungsart

siehe unsere [Liefer- und Versandbedingungen](#)

### Zuschläge

- Mindermengenzuschlag
- Trockeneiszuschlag
- Gefahrgutzuschlag
- Expressversand

### SZABO-SCANDIC HandelsgmbH

Quellenstraße 110, A-1100 Wien

T. +43(0)1 489 3961-0

F. +43(0)1 489 3961-7

[mail@szabo-scandic.com](mailto:mail@szabo-scandic.com)

[www.szabo-scandic.com](http://www.szabo-scandic.com)

[linkedin.com/company/szaboscandic](https://www.linkedin.com/company/szaboscandic) 



**SNRPA purified MaxPab mouse polyclonal antibody (B01P)** MaxPab®

Catalog # : H00006626-B01P

規格 : [ 50 ug ]

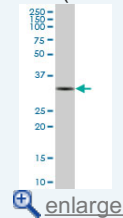
[List All](#)

**Specification**

<b>Product Description:</b>	Mouse polyclonal antibody raised against a full-length human SNRPA protein.
<b>Immunogen:</b>	SNRPA (NP_004587.1, 1 a.a. ~ 282 a.a) full-length human protein.
<b>Sequence:</b>	MAVPETRPNHTIYINNLNEKIKKDELKKSLEYAIFSQFGQILDILVSRSLKMRG QAFVIFKEVSSATNALRSMQGFPPFYDKPMRIQYAKTDSDIKMKGTVE RDRKREKRKPKSQETPATKKAVQGGGATPVVGAVQGGPVPGMPPMTQA PRIMHHMPGQPPYMPPPGMIPPPGLAPGQIPPGAMPPQQLMPGQMPPA QPLSENPPNHILFTNLPEETNELMLSMLFNQFPGFKEVRLVPRHDIQFV EFDNEVQAGAARDALQGFKITQNNAMKISFAKK
<b>Host:</b>	Mouse
<b>Reactivity:</b>	Human
<b>Quality Control Testing:</b>	Antibody reactive against mammalian transfected lysate.
<b>Storage Buffer:</b>	In 1x PBS, pH 7.4
<b>Storage Instruction:</b>	Store at -20°C or lower. Aliquot to avoid repeated freezing and thawing.
<b>MSDS:</b>	 <a href="#">Download</a>
<b>Datasheet:</b>	 <a href="#">Download</a>

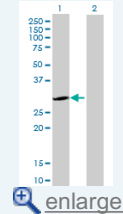
**Application Image**

Western Blot (Tissue lysate)



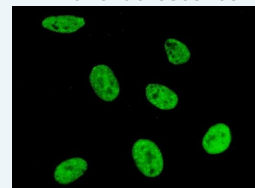
 [enlarge](#)

Western Blot (Transfected lysate)



 [enlarge](#)

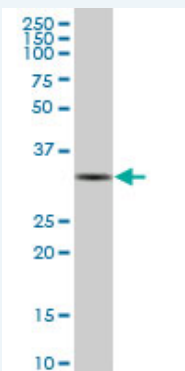
Immunofluorescence



 [enlarge](#)

**Applications**

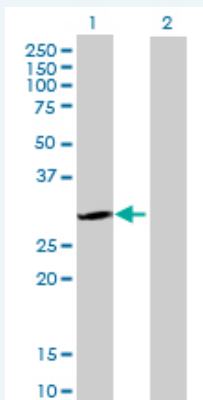
Western Blot (Tissue lysate)



SNRPA MaxPab polyclonal antibody. Western Blot analysis of SNRPA expression in human liver.

 [Protocol Download](#)

Western Blot (Transfected lysate)

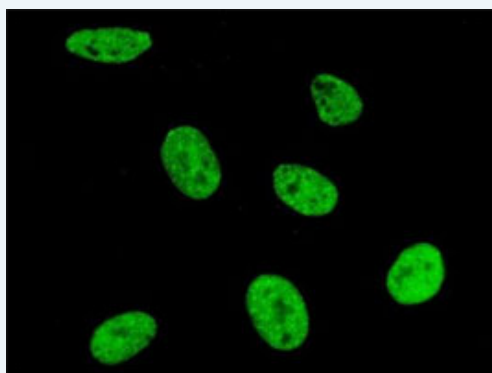


Western Blot analysis of SNRPA expression in transfected 293T cell line ([H00006626-T01](#)) by SNRPA MaxPab polyclonal antibody.

Lane 1: SNRPA transfected lysate(31.02 KDa).  
Lane 2: Non-transfected lysate.

[Protocol Download](#)

### Immunofluorescence



[enlarge this image](#)

Immunofluorescence of [purified](#) MaxPab antibody to SNRPA on HeLa cell. [antibody concentration 10 ug/ml]

[Protocol Download](#)

### Gene Information

**Entrez GeneID:** [6626](#)

**GeneBank** [NM\\_004596](#)  
**Accession#:**

**Protein** [NP\\_004587.1](#)  
**Accession#:**

**Gene Name:** SNRPA

**Gene Alias:** U1A

**Gene** small nuclear ribonucleoprotein polypeptide A  
**Description:**

**Omim ID:** [182285](#)

**Gene Ontology:** [Hyperlink](#)

**Other** -  
**Designations:**

