



# SZABO SCANDIC

Part of Europa Biosite

## Produktinformation



Forschungsprodukte & Biochemikalien



Zellkultur & Verbrauchsmaterial



Diagnostik & molekulare Diagnostik



Laborgeräte & Service

Weitere Information auf den folgenden Seiten!  
See the following pages for more information!



### Lieferung & Zahlungsart

siehe unsere [Liefer- und Versandbedingungen](#)

### Zuschläge

- Mindermengenzuschlag
- Trockeneiszuschlag
- Gefahrgutzuschlag
- Expressversand

### SZABO-SCANDIC HandelsgmbH

Quellenstraße 110, A-1100 Wien

T. +43(0)1 489 3961-0

F. +43(0)1 489 3961-7

[mail@szabo-scandic.com](mailto:mail@szabo-scandic.com)

[www.szabo-scandic.com](http://www.szabo-scandic.com)

[linkedin.com/company/szaboscandic](https://www.linkedin.com/company/szaboscandic) 



**SNRPA purified MaxPab rabbit polyclonal antibody (D01P) MaxPab®**

Catalog # : H00006626-D01P

規格 : [ 100 ug ]

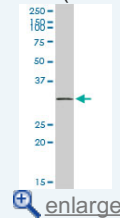
[List All](#)

**Specification**

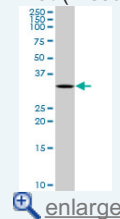
<b>Product Description:</b>	Rabbit polyclonal antibody raised against a full-length human SNRPA protein.
<b>Immunogen:</b>	SNRPA (NP_004587.1, 1 a.a. ~ 282 a.a) full-length human protein.
<b>Sequence:</b>	MAVPETRPNHTIYINNLNEKIKKDELKKSLEYAIFSQFGQILDILVSRSLKMRG QAFVIFKEVSSATNALRSMQGFPPFYDKPMRIQYAKTDSDIKMKGT FVE RDRKREKRKPKSQETPATKKAVQGGGATPVVGAVQGGPVPGMPPMTQA PRIMHHMPGQPPYMPPGMIPPPGLAPGQIPPGAMPPQQLMPGQMPPA QPLSENPPNHILFLTNLPEETNELMLSMLFNQFPGFKEVRLVPGRHDIAFV EFDNEVQAGAARDALQGFKITQNNAMKISFAKK
<b>Host:</b>	Rabbit
<b>Reactivity:</b>	Human, Mouse
<b>Quality Control Testing:</b>	Antibody reactive against mammalian transfected lysate.
<b>Storage Buffer:</b>	In 1x PBS, pH 7.4
<b>Storage Instruction:</b>	Store at -20°C or lower. Aliquot to avoid repeated freezing and thawing.
<b>MSDS:</b>	 <a href="#">Download</a>
<b>Datasheet:</b>	 <a href="#">Download</a>

**Application Image**

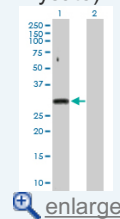
Western Blot (Tissue lysate)



Western Blot (Tissue lysate)

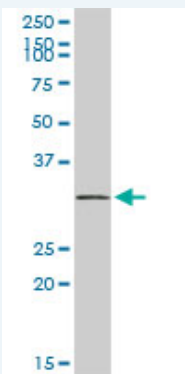


Western Blot (Transfected lysate)



**Applications**

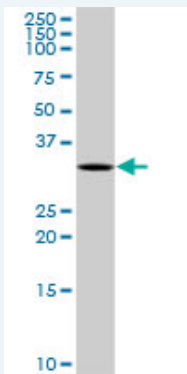
Western Blot (Tissue lysate)



SNRPA MaxPab rabbit polyclonal antibody. Western Blot analysis of SNRPA expression in human kidney.

 [Protocol Download](#)

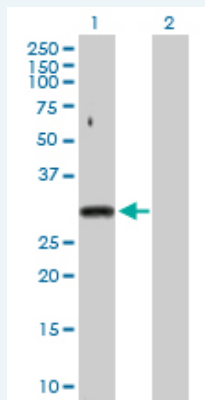
Western Blot (Tissue lysate)



SNRPA MaxPab rabbit polyclonal antibody. Western Blot analysis of SNRPA expression in mouse kidney.

 [Protocol Download](#)

#### Western Blot (Transfected lysate)



Western Blot analysis of SNRPA expression in transfected 293T cell line ([H00006626-T02](#)) by SNRPA MaxPab polyclonal antibody.

Lane 1: SNRPA transfected lysate(31.30 KDa).

Lane 2: Non-transfected lysate.

 [Protocol Download](#)

#### Gene Information

Entrez GeneID: [6626](#)

GeneBank [NM\\_004596](#)  
Accession#:

Protein [NP\\_004587.1](#)  
Accession#:

Gene Name: SNRPA

Gene Alias: U1A

Gene Description: small nuclear ribonucleoprotein polypeptide A

Omim ID: [182285](#)

Gene Ontology: [Hyperlink](#)

Other Designations: -

