



SZABO SCANDIC

Part of Europa Biosite

Produktinformation



Forschungsprodukte & Biochemikalien



Zellkultur & Verbrauchsmaterial



Diagnostik & molekulare Diagnostik



Laborgeräte & Service

Weitere Information auf den folgenden Seiten!
See the following pages for more information!



Lieferung & Zahlungsart

siehe unsere [Liefer- und Versandbedingungen](#)

Zuschläge

- Mindermengenzuschlag
- Trockeneiszuschlag
- Gefahrgutzuschlag
- Expressversand

SZABO-SCANDIC HandelsgmbH

Quellenstraße 110, A-1100 Wien

T. +43(0)1 489 3961-0

F. +43(0)1 489 3961-7

mail@szabo-scandic.com

www.szabo-scandic.com

[linkedin.com/company/szaboscandic](https://www.linkedin.com/company/szaboscandic) 



SNRPB purified MaxPab rabbit polyclonal antibody (D01P) MaxPab®

Catalog # : H00006628-D01P

規格 : [100 ug]

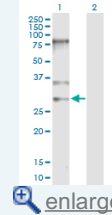
[List All](#)

Specification

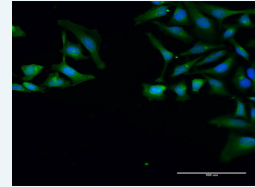
Product Description:	Rabbit polyclonal antibody raised against a full-length human SNRPB protein.
Immunogen:	SNRPB (NP_937859.1, 1 a.a. ~ 240 a.a) full-length human protein.
Sequence:	MTVGKSSKMLQHIDYRMRCILQDGRIFIGTFKAFDKHMNLILCDCDEFRKI KPKNSKQAEREKRVLGLVLLRGENLVSMTVEGPPPKDTGIARVPLAGA AGGPGIGRAAGRGIPAGVPMQAPAGLAGPVRGVGGPSQQVMTPQGR GTVAAAAAATASIAGAPTQYPPGRGGPPPMGRGAPPPGMMGPPPG MRPPMGPPMGIPGRGTPMGMPPPGMRPPPGMRGPPPPGMRPPRP
Host:	Rabbit
Reactivity:	Human
Quality Control Testing:	Antibody reactive against mammalian transfected lysate.
Storage Buffer:	In 1x PBS, pH 7.4
Storage Instruction:	Store at -20°C or lower. Aliquot to avoid repeated freezing and thawing.
MSDS:	 Download
Datasheet:	 Download

Application Image

Western Blot (Transfected lysate)

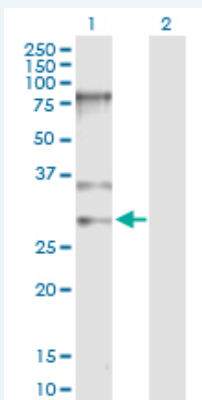


Immunofluorescence



Applications


Western Blot (Transfected lysate)



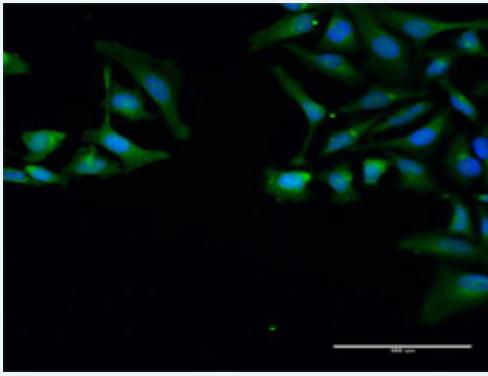
Western Blot analysis of SNRPB expression in transfected 293T cell line ([H00006628-T02](#)) by SNRPB MaxPab polyclonal antibody.

Lane 1: SNRPB transfected lysate(24.60 KDa).

Lane 2: Non-transfected lysate.

 [Protocol Download](#)

Immunofluorescence



[enlarge this image](#)

Immunofluorescence of purified MaxPab antibody to SNRPB on HeLa cell. [antibody concentration 30 ug/ml]

 [Protocol Download](#)

Gene Information

Entrez GeneID: [6628](#)

GeneBank [NM_198216.1](#)

Accession#:

Protein [NP_937859.1](#)

Accession#:

Gene Name: SNRPB

Gene Alias: COD,SNRPB1,SmB/SmB',snRNP-B

Gene Description: small nuclear ribonucleoprotein polypeptides B and B1

Omim ID: [182282](#)

Gene Ontology: [Hyperlink](#)

Gene Summary: The protein encoded by this gene is one of several nuclear proteins that are found in common among U1, U2, U4/U6, and U5 small ribonucleoprotein particles (snRNPs). These snRNPs are involved in pre-mRNA splicing, and the encoded protein may also play a role in pre-mRNA splicing or snRNP structure. Autoantibodies from patients with systemic lupus erythematosus frequently recognize epitopes on the encoded protein. Two transcript variants encoding different isoforms (B and B') have been found for this gene. [provided by RefSeq]

Other Designations: B polypeptide of Sm protein,OTTHUMP00000030012,OTTHUMP00000030013,Sm protein B/B',small nuclear ribonucleoprotein polypeptide B,small nuclear ribonucleoprotein polypeptide B/B',small nuclear ribonucleoprotein polypeptides B and B'

Gene Pathway

[Systemic lupus erythematosus](#)

Related Disease

[Breast Neoplasms Carcinoma Genetic Predisposition to Disease](#)