



# SZABO SCANDIC

Part of Europa Biosite

## Produktinformation



Forschungsprodukte & Biochemikalien



Zellkultur & Verbrauchsmaterial



Diagnostik & molekulare Diagnostik



Laborgeräte & Service

Weitere Information auf den folgenden Seiten!  
See the following pages for more information!



### Lieferung & Zahlungsart

siehe unsere [Liefer- und Versandbedingungen](#)

### Zuschläge

- Mindermengenzuschlag
- Trockeneiszuschlag
- Gefahrgutzuschlag
- Expressversand

### SZABO-SCANDIC HandelsgmbH

Quellenstraße 110, A-1100 Wien

T. +43(0)1 489 3961-0

F. +43(0)1 489 3961-7

[mail@szabo-scandic.com](mailto:mail@szabo-scandic.com)

[www.szabo-scandic.com](http://www.szabo-scandic.com)

[linkedin.com/company/szaboscandic](https://www.linkedin.com/company/szaboscandic) 

## SNRPG monoclonal antibody (M01), clone 2H8-1C12

Catalog # : H00006637-M01

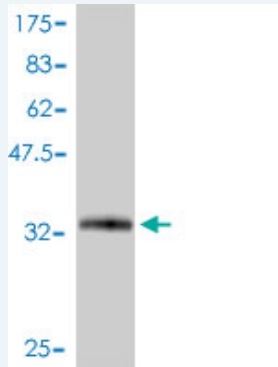
規格 : [ 100 ug ]

[List All](#)

### Specification

<b>Product Description:</b>	Mouse monoclonal antibody raised against a full length recombinant SNRPG.
<b>Immunogen:</b>	SNRPG (AAH00070, 1 a.a. ~ 76 a.a) full-length recombinant protein with GST tag. MW of the GST tag alone is 26 KDa.
<b>Sequence:</b>	MSKAHPPELKKFMDKKLSLKLNGGRHVQGILRGFDPFMNLVIDECVEMA TSGQQNNIGMVVIRGNSIIMLEALERV
<b>Host:</b>	Mouse
<b>Reactivity:</b>	Human
<b>Isotype:</b>	IgG1 Kappa

**Quality Control Testing:** Antibody Reactive Against Recombinant Protein.



Western Blot detection against Immunogen (34.1 KDa) .

**Storage Buffer:** In 1x PBS, pH 7.4

**Storage Instruction:** Store at -20°C or lower. Aliquot to avoid repeated freezing and thawing.

**MSDS:** [Download](#)

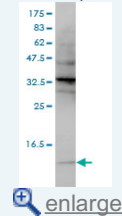
**Datasheet:** [Download](#)

### Applications

Western Blot (Cell lysate)

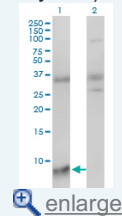
### Application Image

Western Blot (Cell lysate)



[enlarge](#)

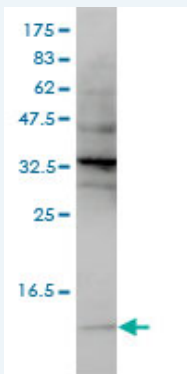
Western Blot (Transfected lysate)



[enlarge](#)

Western Blot (Recombinant protein)

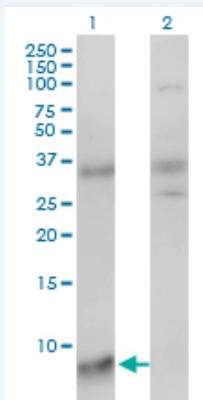
ELISA



SNRPG monoclonal antibody (M01), clone 2H8-1C12 Western Blot analysis of SNRPG expression in HeLa S3 NE ( Cat # L013V3 ).

 [Protocol Download](#)

#### Western Blot (Transfected lysate)



Western Blot analysis of SNRPG expression in transfected 293T cell line by SNRPG monoclonal antibody (M01), clone 2H8-1C12.

Lane 1: SNRPG transfected lysate(8.5 kDa).

Lane 2: Non-transfected lysate.

 [Protocol Download](#)

#### Western Blot (Recombinant protein)

 [Protocol Download](#)

#### ELISA

#### Gene Information

Entrez GeneID: [6637](#)

GeneBank [BC000070](#)  
Accession#:

Protein [AAH00070](#)  
Accession#:

Gene Name: SNRPG

Gene Alias: MGC117317,SMG

Gene Description: small nuclear ribonucleoprotein polypeptide G

Omim ID: [603542](#)

Gene Ontology: [Hyperlink](#)

Other Designations: -

---

[服務條款](#) | [隱私權政策](#) | [著作及商標](#) | [網站地圖](#)

©2016 亞諾法生技股份有限公司 Abnova Corporation. 版權所有.