



SZABO SCANDIC

Part of Europa Biosite

Produktinformation



Forschungsprodukte & Biochemikalien



Zellkultur & Verbrauchsmaterial



Diagnostik & molekulare Diagnostik



Laborgeräte & Service

Weitere Information auf den folgenden Seiten!
See the following pages for more information!



Lieferung & Zahlungsart

siehe unsere [Liefer- und Versandbedingungen](#)

Zuschläge

- Mindermengenzuschlag
- Trockeneiszuschlag
- Gefahrgutzuschlag
- Expressversand

SZABO-SCANDIC HandelsgmbH

Quellenstraße 110, A-1100 Wien

T. +43(0)1 489 3961-0

F. +43(0)1 489 3961-7

mail@szabo-scandic.com

www.szabo-scandic.com

[linkedin.com/company/szaboscandic](https://www.linkedin.com/company/szaboscandic) 

SNX1 MaxPab mouse polyclonal antibody (B01) MaxPab®

Catalog # : H00006642-B01

規格 : [50 uL]

[List All](#)

Specification

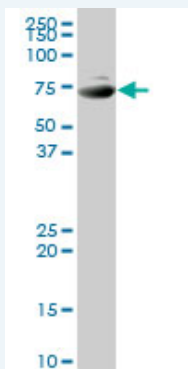
Product Description:	Mouse polyclonal antibody raised against a full-length human SNX1 protein.
Immunogen:	SNX1 (NP_003090, 1 a.a. ~ 522 a.a) full-length human protein.
Sequence:	MASGGGGCSASERLPPFPGLPESEGAAGGSEPEAGSDTEGEDIFT GAAVSKHQSPKITTSLLPINNGSKENGIHEEQDQEPQDLFADATVELSLD STQNNQKKVLAKTLISLPPQEATNSSKPQPTYEEEEEEQEDQFDLTVGI TDPEKIGDGMNAYVAYKVTTQTSLPLFRSKQFAVKRRFSDFLGLYEKLS EKHSQNGFVPPPPEKSLIGMTKVKGKEDSSSAEFLEKRRRAALERYLQRI VNHPTMLQDPDREFLEKEELPRAVGTQTLSGAGLLKMFNKATDAVSK MTIKMNESDIWFEEKLQEVECEEQRLRKLHAVVETLVNHRKELALNTAQF AKSLAMLGSSSEDNTALSRALSQLAEVEEKIEQLHQEQANNDFFLLAELLS DYIRLLAIVRAAFDQRMKTWQRWQDAQATLQKKREAEARLLWANKPDK LQQAKDEILEWESRVTQYERDFERISTVVRKEVIRFEKEKSKDFKNHVIKY LETLLYSQQQLAKYWEAFLPEAKAIS
Host:	Mouse
Reactivity:	Human
Quality Control Testing:	Antibody reactive against mammalian transfected lysate.
Storage Buffer:	No additive
Storage Instruction:	Store at -20°C or lower. Aliquot to avoid repeated freezing and thawing.
Note:	For IHC and IF applications, antibody purification with Protein A will be needed prior to use.

MSDS: [Download](#)

Datasheet: [Download](#)

Applications


Western Blot (Tissue lysate)



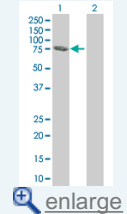
SNX1 MaxPab polyclonal antibody. Western Blot analysis of SNX1 expression in human pancreas.

Application Image


Western Blot (Tissue lysate)



Western Blot (Transfected lysate)



Western Blot (Transfected lysate)



Western Blot analysis of SNX1 expression in transfected 293T cell line (H00006642-T01) by SNX1 MaxPab polyclonal antibody.

Lane 1: SNX1 transfected lysate(57.42 KDa).

Lane 2: Non-transfected lysate.

Gene Information

Entrez GeneID: [6642](#)

GeneBank Accession#: [NM_003099](#)

Protein Accession#: [NP_003090](#)

Gene Name: SNX1

Gene Alias: HsT17379,MGC8664,SNX1A,Vps5

Gene Description: sorting nexin 1

Omim ID: [601272](#)

Gene Ontology: [Hyperlink](#)

Gene Summary: This gene encodes a member of the sorting nexin family. Members of this family contain a phox (PX) domain, which is a phosphoinositide binding domain, and are involved in intracellular trafficking. This endosomal protein regulates the cell-surface expression of epidermal growth factor receptor. This protein also has a role in sorting protease-activated receptor-1 from early endosomes to lysosomes. This protein may form oligomeric complexes with family members. This gene results in three transcript variants encoding distinct isoforms. [provided by RefSeq]

Other Designations: sorting nexin 1A