



SZABO SCANDIC

Part of Europa Biosite

Produktinformation



Forschungsprodukte & Biochemikalien



Zellkultur & Verbrauchsmaterial



Diagnostik & molekulare Diagnostik



Laborgeräte & Service

Weitere Information auf den folgenden Seiten!
See the following pages for more information!



Lieferung & Zahlungsart

siehe unsere [Liefer- und Versandbedingungen](#)

Zuschläge

- Mindermengenzuschlag
- Trockeneiszuschlag
- Gefahrgutzuschlag
- Expressversand

SZABO-SCANDIC HandelsgmbH

Quellenstraße 110, A-1100 Wien

T. +43(0)1 489 3961-0

F. +43(0)1 489 3961-7

mail@szabo-scandic.com

www.szabo-scandic.com

[linkedin.com/company/szaboscandic](https://www.linkedin.com/company/szaboscandic) 



SNX1 purified MaxPab rabbit polyclonal antibody (D01P) MaxPab®

Catalog # : H00006642-D01P

規格 : [100 ug]

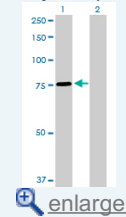
List All

Specification

Product Description:	Rabbit polyclonal antibody raised against a full-length human SNX1 protein.
Immunogen:	SNX1 (NP_003090.2, 1 a.a. ~ 522 a.a) full-length human protein.
Sequence:	MASGGGGCSASERLPPFPGLPESEGAAGGSEPEAGDSDTEGEDIFT GAAVSKHQSPKITTSLLPINNGSKENGIHEEQDQEPQDLFADATVELSLD STQNNQKKVLAKTLISLPPQEATNSSKPQPTYEELEEEQEDQFDLTVGI TDPEKIGDGMNAYVAYKVTTQTSLPLFRSKQFAVKRRFSDFLGLYEKLS EKHSQNGFVPPPPEKSLIGMTKVKVGKEDSSSAEFLEKRRRAALERYLQRI VNHPTMLQDPDREFLEKEELPRAVGTQTLSGAGLLKMFNKATDAVSK MTIKMNESDIWFEEKLEVECEEQRLRKLHAVVETLVNHRKELALNTAQF AKSLAMLGSSSEDNTALSRALSQLAEVEEKIEQLHQEQANNDFFLLAELLS DYIRLLAIVRAAFDQRMKTWQRWQDAQATLQKKREAEARLLWANKPDK LQQAQDEILEWESRVTQYERDFERISTVVRKEVIRFEKEKSKDFKNHVIKY LETLLYSQQQLAKYWEAFLPEAKAIS
Host:	Rabbit
Reactivity:	Human
Quality Control Testing:	Antibody reactive against mammalian transfected lysate.
Storage Buffer:	In 1x PBS, pH 7.4
Storage Instruction:	Store at -20°C or lower. Aliquot to avoid repeated freezing and thawing.
MSDS:	 Download
Datasheet:	 Download

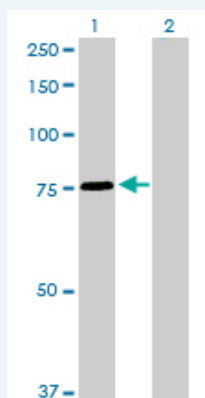
Application Image

Western Blot (Transfected lysate)



Applications

Western Blot (Transfected lysate)



Western Blot analysis of SNX1 expression in transfected 293T cell line (H00006642-T03) by SNX1 MaxPab polyclonal antibody.

Lane 1: SNX1 transfected lysate(59.10 KDa).

Gene Information

Entrez GeneID: [6642](#)

**GeneBank
Accession#:** [NM_003099](#)

**Protein
Accession#:** [NP_003090.2](#)

Gene Name: SNX1

Gene Alias: HsT17379,MGC8664,SNX1A,Vps5

**Gene
Description:** sorting nexin 1

Omim ID: [601272](#)

Gene Ontology: [Hyperlink](#)

Gene Summary: This gene encodes a member of the sorting nexin family. Members of this family contain a phox (PX) domain, which is a phosphoinositide binding domain, and are involved in intracellular trafficking. This endosomal protein regulates the cell-surface expression of epidermal growth factor receptor. This protein also has a role in sorting protease-activated receptor-1 from early endosomes to lysosomes. This protein may form oligomeric complexes with family members. This gene results in three transcript variants encoding distinct isoforms. [provided by RefSeq]

**Other
Designations:** sorting nexin 1A