



SZABO SCANDIC

Part of Europa Biosite

Produktinformation



Forschungsprodukte & Biochemikalien



Zellkultur & Verbrauchsmaterial



Diagnostik & molekulare Diagnostik



Laborgeräte & Service

Weitere Information auf den folgenden Seiten!
See the following pages for more information!



Lieferung & Zahlungsart

siehe unsere [Liefer- und Versandbedingungen](#)

Zuschläge

- Mindermengenzuschlag
- Trockeneiszuschlag
- Gefahrgutzuschlag
- Expressversand

SZABO-SCANDIC HandelsgmbH

Quellenstraße 110, A-1100 Wien

T. +43(0)1 489 3961-0

F. +43(0)1 489 3961-7

mail@szabo-scandic.com

www.szabo-scandic.com

[linkedin.com/company/szaboscandic](https://www.linkedin.com/company/szaboscandic) 

SOD2 purified MaxPab mouse polyclonal antibody (B02P) MaxPab®

Catalog # : H00006648-B02P

規格 : [50 ug]

[List All](#)

Specification

Product Description: Mouse polyclonal antibody raised against a full-length human SOD2 protein.

Immunogen: SOD2 (AAH12423.1, 1 a.a. ~ 222 a.a) full-length human protein.

Sequence:
 MLSRAVCGTSRQLAPVLGYLGSRQKHSLPDLPYDYGALPHINAQIMQL
 HHSKHHAAYVNNLNVTEEKYQEALAKGDVTAQIALQPALKFNGGGHINHSI
 FWTNLSPNGGGEPKGELLEAIKRDFGFSDFKFKELTAASVGVQGSWG
 WLGFNKERGHLQIAACPNDPLQGTTGLIPLLGDVWEHAYYLQYKNVR
 PDYLKAIWNVINWENVTERYMACKK

Host: Mouse

Reactivity: Human

Quality Control Testing: Antibody reactive against mammalian transfected lysate.

Storage Buffer: In 1x PBS, pH 7.4

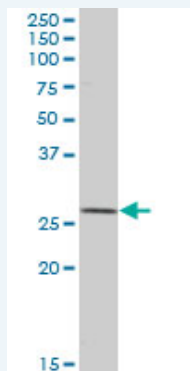
Storage Instruction: Store at -20°C or lower. Aliquot to avoid repeated freezing and thawing.

MSDS:  [Download](#)

Datasheet:  [Download](#)

Applications

Western Blot (Tissue lysate)



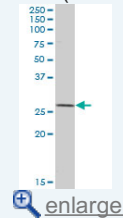
SOD2 MaxPab polyclonal antibody. Western Blot analysis of SOD2 expression in human spleen.

 [Protocol Download](#)

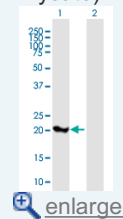
Western Blot (Transfected lysate)

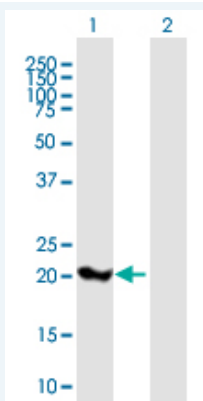
Application Image

Western Blot (Tissue lysate)



Western Blot (Transfected lysate)





Western Blot analysis of SOD2 expression in transfected 293T cell line ([H00006648-T02](#)) by SOD2 MaxPab polyclonal antibody.

Lane 1: SOD2 transfected lysate(24.42 KDa).
Lane 2: Non-transfected lysate.

 [Protocol Download](#)

Gene Information

Entrez GeneID: [6648](#)

GeneBank [NM_001024465](#)

Accession#:

Protein [AAH12423.1](#)

Accession#:

Gene Name: SOD2

Gene Alias: IPO-B,MNSOD,Mn-SOD

Gene superoxide dismutase 2, mitochondrial

Description:

Omim ID: [147460](#)

Gene Ontology: [Hyperlink](#)

Gene Summary: This gene is a member of the iron/manganese superoxide dismutase family. It encodes a mitochondrial protein that forms a homotetramer and binds one manganese ion per subunit. This protein binds to the superoxide byproducts of oxidative phosphorylation and converts them to hydrogen peroxide and diatomic oxygen. Mutations in this gene have been associated with idiopathic cardiomyopathy (IDC), premature aging, sporadic motor neuron disease, and cancer. Alternate transcriptional splice variants, encoding different isoforms, have been characterized. [provided by RefSeq]

Other Mn superoxide

Designations: dismutase,OTTHUMP00000017530,OTTHUMP00000017531,indophenoloxidase B,manganese superoxide dismutase,manganese-containing superoxide dismutase,mangano-superoxide dismutase

Gene Pathway

[Huntington's disease](#)

Related Disease

[Acute Disease](#) [Adenocarcinoma](#) [Akathisia](#), [Drug-Induced Albuminuria](#) [Alcoholism](#)
[Alzheimer Disease](#) [Alzheimer disease](#) [Amphetamine-Related Disorders](#)
[Angina Pectoris](#), [Variant Arsenic Poisoning](#) [Arthritis](#), [Psoriatic Arthritis](#), [Reactive Arthritis](#), [Rheumatoid](#) [Asbestosis](#) [Asthma](#) [Asthma](#) [Ataxia telangiectasia](#) [Atherosclerosis](#)
[Atherosclerosis](#)

[... see more](#)

[服務條款](#) | [隱私權政策](#) | [著作及商標](#) | [網站地圖](#)

©2016 亞諾法生技股份有限公司 Abnova Corporation. 版權所有.