



# SZABO SCANDIC

Part of Europa Biosite

## Produktinformation



Forschungsprodukte & Biochemikalien



Zellkultur & Verbrauchsmaterial



Diagnostik & molekulare Diagnostik



Laborgeräte & Service

Weitere Information auf den folgenden Seiten!  
See the following pages for more information!



### Lieferung & Zahlungsart

siehe unsere [Liefer- und Versandbedingungen](#)

### Zuschläge

- Mindermengenzuschlag
- Trockeneiszuschlag
- Gefahrgutzuschlag
- Expressversand

### SZABO-SCANDIC HandelsgmbH

Quellenstraße 110, A-1100 Wien

T. +43(0)1 489 3961-0

F. +43(0)1 489 3961-7

[mail@szabo-scandic.com](mailto:mail@szabo-scandic.com)

[www.szabo-scandic.com](http://www.szabo-scandic.com)

[linkedin.com/company/szaboscandic](https://www.linkedin.com/company/szaboscandic) 

## SOD2 purified MaxPab mouse polyclonal antibody (B03P) MaxPab®

Catalog # : H00006648-B03P

規格 : [ 50 ug ]

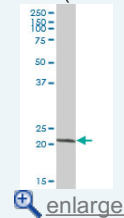
[List All](#)

### Specification

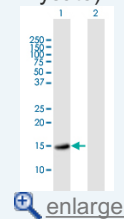
<b>Product Description:</b>	Mouse polyclonal antibody raised against a full-length human SOD2 protein.
<b>Immunogen:</b>	SOD2 (AAH16934.1 , 1 a.a. ~ 140 a.a) full-length human protein.
<b>Sequence:</b>	MLSRVCGTSTRQLAPALGYLGSRQKHSLPDLPYDYGALEPHINAQIMQL HHSKHHAAYVNNLNVTEEKYQEALAKGRFQAERREAVPGRGDPREPGPI RTGLSVEENSLRICTGSEFSRHDSLFSKHMVYLIVEGVPRWW
<b>Host:</b>	Mouse
<b>Reactivity:</b>	Human
<b>Quality Control Testing:</b>	Antibody reactive against mammalian transfected lysate.
<b>Storage Buffer:</b>	In 1x PBS, pH 7.4
<b>Storage Instruction:</b>	Store at -20°C or lower. Aliquot to avoid repeated freezing and thawing.
<b>Datasheet:</b>	<a href="#">Download</a>

### Application Image

Western Blot (Tissue lysate)

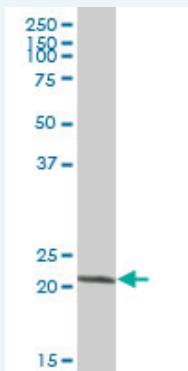


Western Blot (Transfected lysate)



### Applications

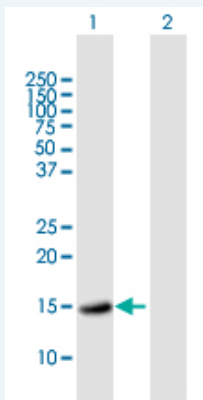
Western Blot (Tissue lysate)



SOD2 MaxPab polyclonal antibody. Western Blot analysis of SOD2 expression in human liver.

[Protocol Download](#)

Western Blot (Transfected lysate)



Western Blot analysis of SOD2 expression in transfected 293T cell line ([H00006648-T03](#)) by SOD2 MaxPab polyclonal antibody.

Lane 1: SOD2 transfected lysate(15.51 KDa).  
Lane 2: Non-transfected lysate.

Protocol Download

## Gene Information

**Entrez GeneID:** [6648](#)

**GeneBank Accession#:** [BC016934.1](#)

**Protein Accession#:** [AAH16934.1](#)

**Gene Name:** SOD2

**Gene Alias:** IPO-B,MNSOD,Mn-SOD

**Gene Description:** superoxide dismutase 2, mitochondrial

**Omim ID:** [147460](#)

**Gene Ontology:** [Hyperlink](#)

**Gene Summary:** This gene is a member of the iron/manganese superoxide dismutase family. It encodes a mitochondrial protein that forms a homotetramer and binds one manganese ion per subunit. This protein binds to the superoxide byproducts of oxidative phosphorylation and converts them to hydrogen peroxide and diatomic oxygen. Mutations in this gene have been associated with idiopathic cardiomyopathy (IDC), premature aging, sporadic motor neuron disease, and cancer. Alternate transcriptional splice variants, encoding different isoforms, have been characterized. [provided by RefSeq]

**Other Designations:** Mn superoxide dismutase,OTTHUMP00000017530,OTTHUMP00000017531,indophenoloxidase B,manganese superoxide dismutase,manganese-containing superoxide dismutase,mangano-superoxide dismutase

## Gene Pathway

[Huntington's disease](#)

## Related Disease

[Acute Disease](#) [Adenocarcinoma](#) [Akathisia](#), [Drug-Induced Albuminuria](#) [Alcoholism](#) [Alzheimer Disease](#) [Alzheimer disease](#) [Amphetamine-Related Disorders](#) [Angina Pectoris](#), [Variant Arsenic Poisoning](#) [Arthritis](#), [Psoriatic Arthritis](#), [Reactive Arthritis](#), [Rheumatoid](#) [Asbestosis](#) [Asthma](#) [Asthma](#) [Ataxia telangiectasia](#) [Atherosclerosis](#) [Atherosclerosis](#)

[... see more](#)

---

[服務條款](#) | [隱私權政策](#) | [著作及商標](#) | [網站地圖](#)

©2016 亞諾法生技股份有限公司 Abnova Corporation. 版權所有.