



# SZABO SCANDIC

Part of Europa Biosite

## Produktinformation



Forschungsprodukte & Biochemikalien



Zellkultur & Verbrauchsmaterial



Diagnostik & molekulare Diagnostik



Laborgeräte & Service

Weitere Information auf den folgenden Seiten!  
See the following pages for more information!



### Lieferung & Zahlungsart

siehe unsere [Liefer- und Versandbedingungen](#)

### Zuschläge

- Mindermengenzuschlag
- Trockeneiszuschlag
- Gefahrgutzuschlag
- Expressversand

### SZABO-SCANDIC HandelsgmbH

Quellenstraße 110, A-1100 Wien

T. +43(0)1 489 3961-0

F. +43(0)1 489 3961-7

[mail@szabo-scandic.com](mailto:mail@szabo-scandic.com)

[www.szabo-scandic.com](http://www.szabo-scandic.com)

[linkedin.com/company/szaboscandic](https://www.linkedin.com/company/szaboscandic) 

## SOX10 purified MaxPab mouse polyclonal antibody (B01P) MaxPab®

Catalog # : H00006663-B01P

規格 : [ 50 ug ]

[List All](#)

### Specification

**Product Description:** Mouse polyclonal antibody raised against a full-length human SOX10 protein.

**Immunogen:** SOX10 (NP\_008872.1, 1 a.a. ~ 466 a.a) full-length human protein.

**Sequence:**  
 MAEEQDLSEVELSPVGSEEPRLSPGSAPSLGPDGGGGGSGLRASPG  
 PGELGKVKKEQQDGEADDDKFPVCIREAVSQVLSGYDWTLPMPVVRVN  
 GASKSKPHVKRPMNAFMVWAQAARRKLADQYPHLHNAELSKTLGKLWR  
 LLNESDKRPFIEEAERLRMQHKKDHPDYKYQPRRRKNGKAAQGEAEC  
 GGAEAEQGGTAAIQAHYKSAHLDRHPGEGSPMSDGNPEHPGQSHGPP  
 TPPTTPKTELQSGKADPKRDGRSMGEGGKPHIDFGNVDIGEISHEVMSN  
 METFDVAELDQYLPPNGHPGHVSSYSAAGYGLGSALAVASGHSAWISKP  
 PGVALPTVSPPGVDAKAQVKTETAGPQGPPHYTDQPSTSQIAYTSLSLP  
 HYGSAFPISIRPQFDYSDHQPSGPYYGHSGQASGLYSAFSYMGPSQRP  
 LYTAISDPSPSGPQSHSPTHWEQPVYTTLSRP

**Host:** Mouse

**Reactivity:** Human

**Quality Control Testing:** Antibody reactive against mammalian transfected lysate.

**Storage Buffer:** In 1x PBS, pH 7.4

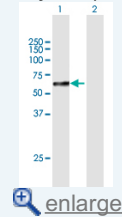
**Storage Instruction:** Store at -20°C or lower. Aliquot to avoid repeated freezing and thawing.


**MSDS:**  [Download](#)

**Datasheet:**  [Download](#)

### Application Image

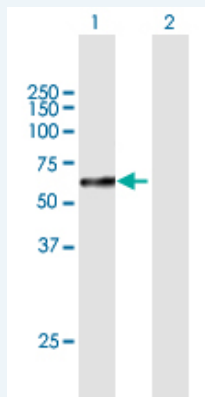
Western Blot (Transfected lysate)



 [enlarge](#)

### Applications

Western Blot (Transfected lysate)



Western Blot analysis of SOX10 expression in transfected 293T cell line ([H00006663-T01](#)) by SOX10 MaxPab polyclonal antibody.

Lane 1: SOX10 transfected lysate(51.26 KDa).  
 Lane 2: Non-transfected lysate.

**Gene Information**

**Entrez GeneID:** [6663](#)

**GeneBank Accession#:** [NM\\_006941.3](#)

**Protein Accession#:** [NP\\_008872.1](#)

**Gene Name:** SOX10

**Gene Alias:** DOM,MGC15649,WS2E,WS4

**Gene Description:** SRY (sex determining region Y)-box 10

**Omim ID:** [277580](#), [601706](#), [602229](#), [609136](#)

**Gene Ontology:** [Hyperlink](#)

**Gene Summary:** This gene encodes a member of the SOX (SRY-related HMG-box) family of transcription factors involved in the regulation of embryonic development and in the determination of the cell fate. The encoded protein may act as a transcriptional activator after forming a protein complex with other proteins. This protein acts as a nucleocytoplasmic shuttle protein and is important for neural crest and peripheral nervous system development. Mutations in this gene are associated with Waardenburg-Shah and Waardenburg-Hirschsprung disease. [provided by RefSeq]

**Other Designations:** OTTHUMP00000028515,OTTHUMP00000195094,SRY-related HMG-box gene 10,dominant megacolon, mouse, human homolog of

**Related Disease**

[Genetic Predisposition to Disease](#) [Hirschsprung Disease](#) [Kidney Failure](#), [Chronic Malignant melanoma](#) [Melanoma](#) [Neoplasm Metastasis](#) [Schizophrenia](#) [Schizophrenia](#) [Skin Neoplasms](#)