



# SZABO SCANDIC

Part of Europa Biosite

## Produktinformation



Forschungsprodukte & Biochemikalien



Zellkultur & Verbrauchsmaterial



Diagnostik & molekulare Diagnostik



Laborgeräte & Service

Weitere Information auf den folgenden Seiten!  
See the following pages for more information!



### Lieferung & Zahlungsart

siehe unsere [Liefer- und Versandbedingungen](#)

### Zuschläge

- Mindermengenzuschlag
- Trockeneiszuschlag
- Gefahrgutzuschlag
- Expressversand

### SZABO-SCANDIC HandelsgmbH

Quellenstraße 110, A-1100 Wien

T. +43(0)1 489 3961-0

F. +43(0)1 489 3961-7

[mail@szabo-scandic.com](mailto:mail@szabo-scandic.com)

[www.szabo-scandic.com](http://www.szabo-scandic.com)

[linkedin.com/company/szaboscandic](https://www.linkedin.com/company/szaboscandic) 

## SOX10 monoclonal antibody (M01), clone 1E6

Catalog # : H00006663-M01

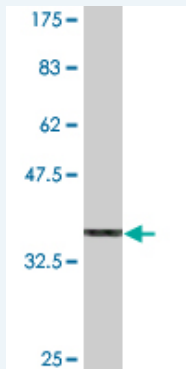
規格 : [ 100 ug ]

[List All](#)

### Specification

<b>Product Description:</b>	Mouse monoclonal antibody raised against a partial recombinant SOX10.
<b>Immunogen:</b>	SOX10 (NP_008872, 336 a.a. ~ 433 a.a) partial recombinant protein with GST tag. MW of the GST tag alone is 26 KDa.
<b>Sequence:</b>	KPPGVALPTVSPPGVDAKAQVKTTETAGPQGPPHYTDQPSTSQIAYTSLS LPHYGSAFPSISRPFQFDYSDHQPSGPPYGHSGQASGLYSAFSYMGPSQ R
<b>Host:</b>	Mouse
<b>Reactivity:</b>	Human
<b>Isotype:</b>	IgG2a Kappa

**Quality Control Testing:** Antibody Reactive Against Recombinant Protein.



Western Blot detection against Immunogen (36.52 KDa) .

**Storage Buffer:** In 1x PBS, pH 7.4

**Storage Instruction:** Store at -20°C or lower. Aliquot to avoid repeated freezing and thawing.

**MSDS:** [Download](#)

**Datasheet:** [Download](#)

### Publication Reference

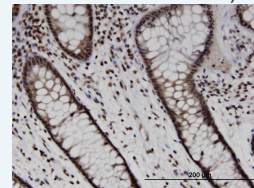
1. Cutaneous PEComa does not harbor TFE3 gene fusions. Immunohistochemical and molecular study of 17 cases.  
Llamas-Velasco M, Mentzel T, Requena L, Palmedo G, Kasten R, Kutzner H. *Histopathology* doi: 10.1111/his.12145
2. Histopathological study of the treatment of melasma lesions using a low-fluence Q-switched 1064-nm neodymium:yttrium-aluminium-garnet laser.  
Kim JE, Chang SE, Yeo UC, Haw S, Kim IH. *Clin Exp Dermatol*. 2013 Mar;38(2):167-71. doi: 10.1111/j.1365-2230.2012.04473.x

### Applications

### Application Image

Western Blot (Recombinant protein)

Immunohistochemistry (Formalin/PFA-fixed paraffin-embedded sections)



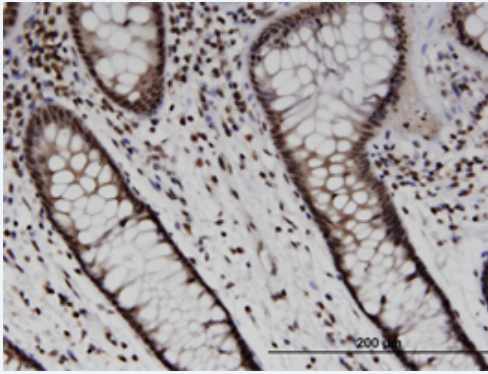
[enlarge](#)


ELISA

## Western Blot (Recombinant protein)

 [Protocol Download](#)

## Immunohistochemistry (Formalin/PFA-fixed paraffin-embedded sections)



 [enlarge this image](#)

Immunoperoxidase of monoclonal antibody to SOX10 on formalin-fixed paraffin-embedded human colon. [antibody concentration 1.5 ug/ml]

 [Protocol Download](#)

## ELISA

### Gene Information

Entrez GeneID: [6663](#)

GeneBank Accession#: [NM\\_006941](#)

Protein Accession#: [NP\\_008872](#)

Gene Name: SOX10

Gene Alias: DOM,MGC15649,WS2E,WS4

Gene Description: SRY (sex determining region Y)-box 10

Omim ID: [277580](#), [601706](#), [602229](#), [609136](#)

Gene Ontology: [Hyperlink](#)

**Gene Summary:** This gene encodes a member of the SOX (SRY-related HMG-box) family of transcription factors involved in the regulation of embryonic development and in the determination of the cell fate. The encoded protein may act as a transcriptional activator after forming a protein complex with other proteins. This protein acts as a nucleocytoplasmic shuttle protein and is important for neural crest and peripheral nervous system development. Mutations in this gene are associated with Waardenburg-Shah and Waardenburg-Hirschsprung disease. [provided by RefSeq]

Other Designations: OTTHUMP00000028515,OTTHUMP00000195094,SRY-related HMG-box gene 10,dominant megacolon, mouse, human homolog of

### Related Disease

[Genetic Predisposition to Disease](#) [Hirschsprung Disease](#) [Kidney Failure](#), [Chronic Malignant melanoma](#) [Melanoma](#) [Neoplasm Metastasis](#) [Schizophrenia](#) [Schizophrenia](#) [Skin Neoplasms](#)

