



SZABO SCANDIC

Part of Europa Biosite

Produktinformation



Forschungsprodukte & Biochemikalien



Zellkultur & Verbrauchsmaterial



Diagnostik & molekulare Diagnostik



Laborgeräte & Service

Weitere Information auf den folgenden Seiten!
See the following pages for more information!



Lieferung & Zahlungsart

siehe unsere [Liefer- und Versandbedingungen](#)

Zuschläge

- Mindermengenzuschlag
- Trockeneiszuschlag
- Gefahrgutzuschlag
- Expressversand

SZABO-SCANDIC HandelsgmbH

Quellenstraße 110, A-1100 Wien

T. +43(0)1 489 3961-0

F. +43(0)1 489 3961-7

mail@szabo-scandic.com

www.szabo-scandic.com

[linkedin.com/company/szaboscandic](https://www.linkedin.com/company/szaboscandic) 

SP1 monoclonal antibody (M14), clone 3D2

Catalog # : H00006667-M14

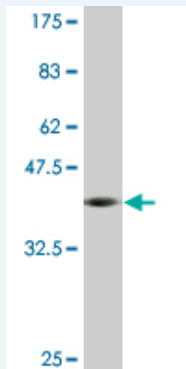
規格 : [100 ug]

[List All](#)

Specification

Product Description:	Mouse monoclonal antibody raised against a partial recombinant SP1.
Immunogen:	SP1 (NP_612482, 522 a.a. ~ 618 a.a) partial recombinant protein with GST tag. MW of the GST tag alone is 26 KDa.
Sequence:	QLSSMPGLQTINLSALGTSGIQVHPIQGLPLAIANAPGDHGAQLGLHGAG GDGIHDDTAGGEEGENSPDAQPQAGRRTREACTCPYCKDSEGRGSG *
Host:	Mouse
Reactivity:	Human
Isotype:	IgG2a Kappa

Quality Control Testing: Antibody Reactive Against Recombinant Protein.



Western Blot detection against Immunogen (36.78 KDa) .

Storage Buffer: In 1x PBS, pH 7.4

Storage Instruction: Store at -20°C or lower. Aliquot to avoid repeated freezing and thawing.

MSDS: [Download](#)

Datasheet: [Download](#)

Applications

Western Blot (Recombinant protein)

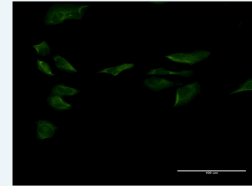
[Protocol Download](#)

Immunofluorescence

Application Image

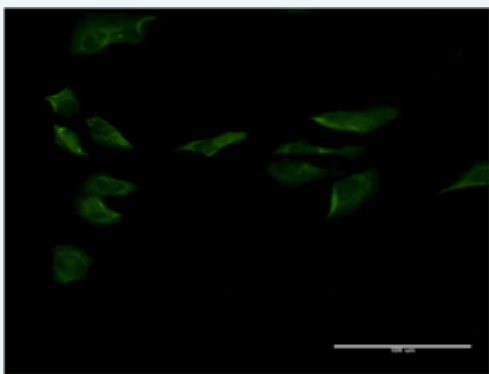
Western Blot (Recombinant protein)

Immunofluorescence



[enlarge](#)

ELISA



[enlarge this image](#)

Immunofluorescence of monoclonal antibody to SP1 on HeLa cell . [antibody concentration 10 ug/ml]

 [Protocol Download](#)

ELISA

Gene Information

Entrez GeneID: [6667](#)

**GeneBank
Accession#:** [NM_138473](#)

**Protein
Accession#:** [NP_612482](#)

Gene Name: SP1

Gene Alias: -

**Gene
Description:** Sp1 transcription factor

Omim ID: [189906](#)

Gene Ontology: [Hyperlink](#)

**Other
Designations:** specificity protein 1

Gene Pathway

[Huntington's disease](#) [TGF-beta signaling pathway](#)

Related Disease

[Head and Neck Neoplasms](#) [Neoplasm Recurrence, Local](#) [Neoplasms, Second Primary](#)

[服務條款](#) | [隱私權政策](#) | [著作及商標](#) | [網站地圖](#)

©2016 亞諾法生技股份有限公司 Abnova Corporation. 版權所有.