



# SZABO SCANDIC

Part of Europa Biosite

## Produktinformation



Forschungsprodukte & Biochemikalien



Zellkultur & Verbrauchsmaterial



Diagnostik & molekulare Diagnostik



Laborgeräte & Service

Weitere Information auf den folgenden Seiten!  
See the following pages for more information!



### Lieferung & Zahlungsart

siehe unsere [Liefer- und Versandbedingungen](#)

### Zuschläge

- Mindermengenzuschlag
- Trockeneiszuschlag
- Gefahrgutzuschlag
- Expressversand

### SZABO-SCANDIC HandelsgmbH

Quellenstraße 110, A-1100 Wien

T. +43(0)1 489 3961-0

F. +43(0)1 489 3961-7

[mail@szabo-scandic.com](mailto:mail@szabo-scandic.com)

[www.szabo-scandic.com](http://www.szabo-scandic.com)

[linkedin.com/company/szaboscandic](https://www.linkedin.com/company/szaboscandic) 



## SP2 purified MaxPab mouse polyclonal antibody (B01P) MaxPab®

Catalog # : H00006668-B01P

規格 : [ 50 ug ]

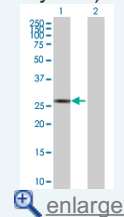
[List All](#)


### Specification

<b>Product Description:</b>	Mouse polyclonal antibody raised against a full-length human SP2 protein.
<b>Immunogen:</b>	SP2 (AAH05914.1, 1 a.a. ~ 249 a.a) full-length human protein.
<b>Sequence:</b>	MAATAAVSPSDYLQPAASTTQDSQPSPLALLAATCSKIGPPAVEAAVTPP APPQPTPRKLVPIKPAPLPLSPGKNSFGILSSKGNLQIQGSQLSASYPGG QLVFAIQNPTMINKGTRSNANIYQAVPQIQASNSQTIQVQPNLTNQIQIIP GTNQAIITPSPSSHKPVPIKPAPIQKSSTTTTPVQSGANVVKLTGGGGNVT LTLPVNNLVNASDTGAPTQLLTASCQTGMLNSTRMFLFLAFINLV
<b>Host:</b>	Mouse
<b>Reactivity:</b>	Human
<b>Quality Control Testing:</b>	Antibody reactive against mammalian transfected lysate.
<b>Storage Buffer:</b>	In 1x PBS, pH 7.4
<b>Storage Instruction:</b>	Store at -20°C or lower. Aliquot to avoid repeated freezing and thawing.
<b>MSDS:</b>	 <a href="#">Download</a>
<b>Datasheet:</b>	 <a href="#">Download</a>

### Application Image

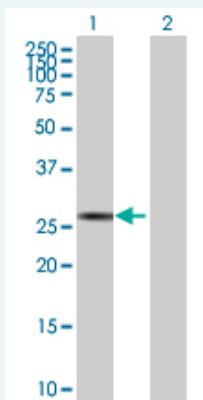
Western Blot (Transfected lysate)



 [enlarge](#)

### Applications

#### Western Blot (Transfected lysate)



Western Blot analysis of SP2 expression in transfected 293T cell line ([H00006668-T01](#)) by SP2 MaxPab polyclonal antibody.

Lane 1: SP2 transfected lysate(27.39 KDa).

Lane 2: Non-transfected lysate.

 [Protocol Download](#)

### Gene Information

Entrez GeneID: [6668](#)

GeneBank  
Accession#: [BC005914.1](#)

Protein  
Accession#: [AAH05914.1](#)

Gene Name: SP2

Gene Alias: -

Gene  
Description: Sp2 transcription factor

Omim ID: [601801](#)

Gene Ontology: [Hyperlink](#)

**Gene Summary:** This gene encodes a member of the Sp subfamily of Sp/XKLF transcription factors. Sp family proteins are sequence-specific DNA-binding proteins characterized by an amino-terminal trans-activation domain and three carboxy-terminal zinc finger motifs. This protein contains the least conserved DNA-binding domain within the Sp subfamily of proteins, and its DNA sequence specificity differs from the other Sp proteins. It localizes primarily within subnuclear foci associated with the nuclear matrix, and can activate or in some cases repress expression from different promoters. [provided by RefSeq]

Other  
Designations: -

[服務條款](#) | [隱私權政策](#) | [著作及商標](#) | [網站地圖](#)

©2016 亞諾法生技股份有限公司 Abnova Corporation. 版權所有.