



SZABO SCANDIC

Part of Europa Biosite

Produktinformation



Forschungsprodukte & Biochemikalien



Zellkultur & Verbrauchsmaterial



Diagnostik & molekulare Diagnostik



Laborgeräte & Service

Weitere Information auf den folgenden Seiten!
See the following pages for more information!



Lieferung & Zahlungsart

siehe unsere [Liefer- und Versandbedingungen](#)

Zuschläge

- Mindermengenzuschlag
- Trockeneiszuschlag
- Gefahrgutzuschlag
- Expressversand

SZABO-SCANDIC HandelsgmbH

Quellenstraße 110, A-1100 Wien

T. +43(0)1 489 3961-0

F. +43(0)1 489 3961-7

mail@szabo-scandic.com

www.szabo-scandic.com

[linkedin.com/company/szaboscandic](https://www.linkedin.com/company/szaboscandic) 

SP3 monoclonal antibody (M16), clone 3F2

Catalog # : H00006670-M16

規格 : [100 ug]

[List All](#)

Specification

Product Description: Mouse monoclonal antibody raised against a partial recombinant SP3.

Immunogen: SP3 (NP_003102, 287 a.a. ~ 430 a.a) partial recombinant protein with GST tag. MW of the GST tag alone is 26 KDa.

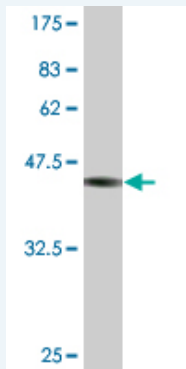
Sequence: TAGINADGHLINTGQAMDSSDINSERTGERVSPDINETNTDLDLFPVPTSSS
SQLPVTIDSTGILQQNTNSLTSSGQVHSSDLQGNVQSPVSEETQAQNI
QVSTAQPVVQHLQLQESQQPTSQAQIVQGITPQTIHGVQASGQN*

Host: Mouse

Reactivity: Human

Isotype: IgG2a Kappa

Quality Control Testing: Antibody Reactive Against Recombinant Protein.



Western Blot detection against Immunogen (41.95 KDa) .

Storage Buffer: In 1x PBS, pH 7.4

Storage Instruction: Store at -20°C or lower. Aliquot to avoid repeated freezing and thawing.

MSDS: [Download](#)

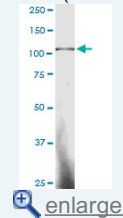
Datasheet: [Download](#)

Applications

Western Blot (Tissue lysate)

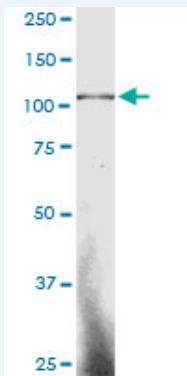
Application Image

Western Blot (Tissue lysate)



Western Blot (Recombinant protein)

ELISA



SP3 monoclonal antibody (M16), clone 3F2. Western Blot analysis of SP3 expression in human colon.

 [Protocol Download](#)

Western Blot (Recombinant protein)

 [Protocol Download](#)

ELISA

Gene Information

Entrez GeneID: [6670](#)

GeneBank Accession#: [NM_003111](#)

Protein Accession#: [NP_003102](#)

Gene Name: SP3

Gene Alias: DKFZp686O1631,SPR-2

Gene Description: Sp3 transcription factor

Omim ID: [601804](#)

Gene Ontology: [Hyperlink](#)

Gene Summary: This gene belongs to a family of Sp1 related genes that encode transcription factors that regulate transcription by binding to consensus GC- and GT-box regulatory elements in target genes. This protein contains a zinc finger DNA-binding domain and several transactivation domains, and has been reported to function as a bifunctional transcription factor that either stimulates or represses the transcription of numerous genes. Transcript variants encoding different isoforms have been described for this gene, and one has been reported to initiate translation from a non-AUG (AUA) start codon. Additional isoforms, resulting from the use of alternate downstream translation initiation sites, have also been noted. [provided by RefSeq]

Other Designations: GC-binding transcription factor Sp3,specificity protein 3