



SZABO SCANDIC

Part of Europa Biosite

Produktinformation



Forschungsprodukte & Biochemikalien



Zellkultur & Verbrauchsmaterial



Diagnostik & molekulare Diagnostik



Laborgeräte & Service

Weitere Information auf den folgenden Seiten!
See the following pages for more information!



Lieferung & Zahlungsart

siehe unsere [Liefer- und Versandbedingungen](#)

Zuschläge

- Mindermengenzuschlag
- Trockeneiszuschlag
- Gefahrgutzuschlag
- Expressversand

SZABO-SCANDIC HandelsgmbH

Quellenstraße 110, A-1100 Wien

T. +43(0)1 489 3961-0

F. +43(0)1 489 3961-7

mail@szabo-scandic.com

www.szabo-scandic.com

[linkedin.com/company/szaboscandic](https://www.linkedin.com/company/szaboscandic) 


SP100 MaxPab mouse polyclonal antibody (B01) MaxPab®

Catalog # : H00006672-B01

規格 : [50 uL]

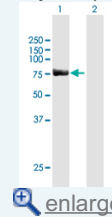
[List All](#)

Specification

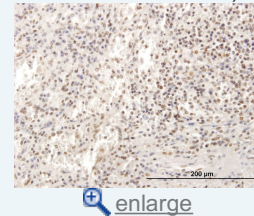
Product Description:	Mouse polyclonal antibody raised against a full-length human SP100 protein.
Immunogen:	SP100 (AAH11562.1, 1 a.a. ~ 480 a.a) full-length human protein.
Sequence:	MAGGGGDLSTRRLNECISPVANEMNHLPAHSHDLQRMFTEDQGVDRL LYDIVFKHFKRNKVEISNAIKKTFPFLEGLRDRDLITNKMFEESQDSCRNL VPVQRVWYNVLSLEKTFNLPVLEALFSDVNMQEYPDLIHYYKGFENVIHD KLPLQESEEEEREERSGLQLSLEQGTGENSFRSLTWPPSGSPSHAGTT PPENGLSEHPCETEQINAKRKDTTSDKDDSLGSQQTNEQCAQKAEPTE CEQIAVQVNNGDAGREMPCLPCDEESPEAELHNHGIIQINSCSVRLVDIK KEKPFNSKVEQQAQARTHNNQASDIIVISSEDESEGSTDVDEPLEVFI RSEPVINNDNPLESNDEKEGQEQATCSRPIVPEPMDFRKLSTFRESFKKR VIGQDHFSESEEEAPAEASSGALRSKHGEKAPMTSRSTSTWRIPSRK RRFSSSDFSDLSNGEELQETCSSSLRRGSGKED
Host:	Mouse
Reactivity:	Human
Quality Control Testing:	Antibody reactive against mammalian transfected lysate.
Storage Buffer:	No additive
Storage Instruction:	Store at -20°C or lower. Aliquot to avoid repeated freezing and thawing.
Note:	For IHC and IF applications, antibody purification with Protein A will be needed prior to use.
Datasheet:	 Download

Application Image

Western Blot (Transfected lysate)



Immunohistochemistry (Formalin/PFA-fixed paraffin-embedded sections)

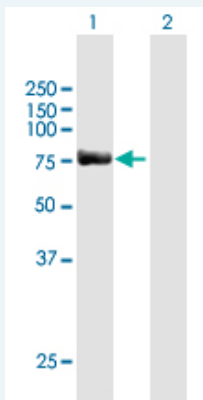


Publication Reference

- [Contribution of the Major ND10 Proteins PML, hDaxx and Sp100 to the Regulation of Human Cytomegalovirus Latency and Lytic Replication in the Monocytic Cell Line THP-1.](#)
Wagenknecht N, Reuter N, Scherer M, Reichel A, Muller R, Stamminger T. *Viruses*. 2015 Jun 5;7(6):2884-907
- [Kaposi's Sarcoma Associated Herpesvirus Tegument Protein ORF75 Is Essential for Viral Lytic Replication and Plays a Critical Role in the Antagonization of ND10-Instituted Intrinsic Immunity.](#)
Full F, Jungnickl D, Reuter N, Bogner E, Brulois K, Scholz B, Sturz M, Myoung J, Jung JU, Stamminger T, Ensser A. *PLoS Pathog*. 2014 Jan;10(1):e1003863. doi: 10.1371/journal.ppat.1003863. Epub 2014 Jan 16.

Applications

Western Blot (Transfected lysate)

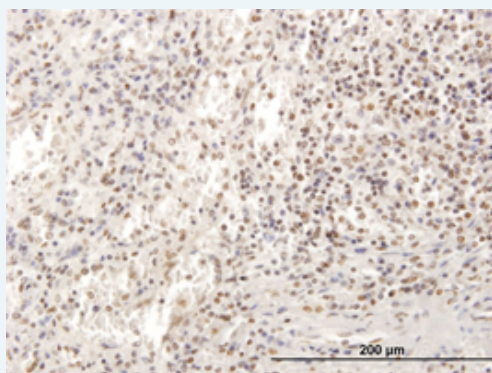


Western Blot analysis of SP100 expression in transfected 293T cell line ([H00006672-T01](#)) by SP100 MaxPab polyclonal antibody.

Lane 1: SP100 transfected lysate(52.8 KDa).
Lane 2: Non-transfected lysate.

[Protocol Download](#)

Immunohistochemistry (Formalin/PFA-fixed paraffin-embedded sections)



enlarge this image

Immunoperoxidase of purified MaxPab antibody to SP100 on formalin-fixed paraffin-embedded human spleen. [antibody concentration 3 ug/ml]

[Protocol Download](#)

Gene Information

Entrez GeneID: [6672](#)

GeneBank [BC011562.1](#)
Accession#:

Protein [AAH11562.1](#)
Accession#:

Gene Name: SP100

Gene Alias: DKFZp686E07254,FLJ00340,FLJ34579

Gene Description: SP100 nuclear antigen

Omim ID: [604585](#)

Gene Ontology: [Hyperlink](#)

Other Designations: SP100-HMG nuclear autoantigen,nuclear antigen Sp100

Related Disease

[Cleft Lip](#) [Cleft Palate](#) [Craniofacial Abnormalities](#) [Genetic Predisposition to Disease](#)
[Mouth Abnormalities](#) [Narcolepsy](#) [Tobacco Use Disorder](#)

[服務條款](#) | [隱私權政策](#) | [著作及商標](#) | [網站地圖](#)

©2016 亞諾法生技股份有限公司 Abnova Corporation. 版權所有.