



SZABO SCANDIC

Part of Europa Biosite

Produktinformation



Forschungsprodukte & Biochemikalien



Zellkultur & Verbrauchsmaterial



Diagnostik & molekulare Diagnostik



Laborgeräte & Service

Weitere Information auf den folgenden Seiten!
See the following pages for more information!



Lieferung & Zahlungsart

siehe unsere [Liefer- und Versandbedingungen](#)

Zuschläge

- Mindermengenzuschlag
- Trockeneiszuschlag
- Gefahrgutzuschlag
- Expressversand

SZABO-SCANDIC HandelsgmbH

Quellenstraße 110, A-1100 Wien

T. +43(0)1 489 3961-0

F. +43(0)1 489 3961-7

mail@szabo-scandic.com

www.szabo-scandic.com

[linkedin.com/company/szaboscandic](https://www.linkedin.com/company/szaboscandic) 

SP100 purified MaxPab rabbit polyclonal antibody (D01P) MaxPab®

Catalog # : H00006672-D01P

規格 : [100 ug]

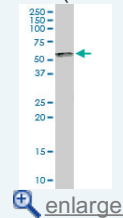
[List All](#)

Specification

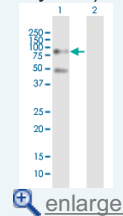
Product Description:	Rabbit polyclonal antibody raised against a full-length human SP100 protein.
Immunogen:	SP100 (AAH11562.1, 1 a.a. ~ 480 a.a) full-length human protein.
Sequence:	MAGGGGDLSTRRLNECISPVANEMNHLPAHSHDLQRMFTEDQGVDRL LYDIVFKHFKRNKVEISNAIKTFPFLEGLRDRDLITNMFEDSQDSCRNL VPVQRVWYNVLESEKTFNLPVLEALFSDVNMQEYPDLIHYYKGFENVIHD KLPLQESEEEEEEREERSGLQLSLEQGTGENSFRSLTWPPSGSPSHAGTT PPENGLSEHPCETEQINAKRKDTTSDKDDSLGSQQTNEQCAQKAEPTE CEQIAVQVNNGDAGREMPCLPCDEESPEAELHNGIQINSCSVRLVDIK KEKPFNSNKVECAQARTHHNQASDIVISSEDSEGSTDVDEPLEVVISAP RSEPVINNDNPLESNDEKEGQEATCSRPIVPEPMDFRKLSTFRESFKKR VIGQDHDFSESSEEEAPAEASSGALRSKHGEKAPMTRSSTSTWRIPSRK RRFSSSDFSDLSNGEELQETCSSSLRRGSGKED
Host:	Rabbit
Reactivity:	Human, Mouse
Quality Control Testing:	Antibody reactive against mammalian transfected lysate.
Storage Buffer:	In 1x PBS, pH 7.4
Storage Instruction:	Store at -20°C or lower. Aliquot to avoid repeated freezing and thawing.
MSDS:	Download
Datasheet:	Download

Application Image

Western Blot (Tissue lysate)

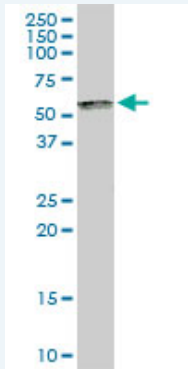


Western Blot (Transfected lysate)



Applications

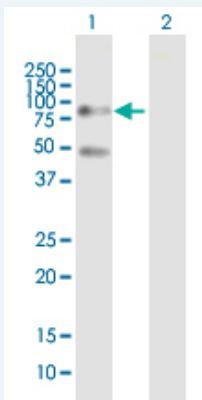
Western Blot (Tissue lysate)



SP100 MaxPab rabbit polyclonal antibody. Western Blot analysis of SP100 expression in mouse kidney.


[Protocol Download](#)

Western Blot (Transfected lysate)



Western Blot analysis of SP100 expression in transfected 293T cell line ([H00006672-T01](#)) by SP100 MaxPab polyclonal antibody.

Lane 1: SP100 transfected lysate(53.80 KDa).
Lane 2: Non-transfected lysate.

 [Protocol Download](#)

Gene Information

Entrez GeneID: [6672](#)

GeneBank Accession#: [BC011562.1](#)

Protein Accession#: [AAH11562.1](#)

Gene Name: SP100

Gene Alias: DKFZp686E07254,FLJ00340,FLJ34579

Gene Description: SP100 nuclear antigen

Omim ID: [604585](#)

Gene Ontology: [Hyperlink](#)

Other Designations: SP100-HMG nuclear autoantigen,nuclear antigen Sp100

Related Disease

[Cleft Lip](#) [Cleft Palate](#) [Craniofacial Abnormalities](#) [Genetic Predisposition to Disease](#)
[Mouth Abnormalities](#) [Narcolepsy](#) [Tobacco Use Disorder](#)

[服務條款](#) | [隱私權政策](#) | [著作及商標](#) | [網站地圖](#)

©2016 亞諾法生技股份有限公司 Abnova Corporation. 版權所有.