



SZABO SCANDIC

Part of Europa Biosite

Produktinformation



Forschungsprodukte & Biochemikalien



Zellkultur & Verbrauchsmaterial



Diagnostik & molekulare Diagnostik



Laborgeräte & Service

Weitere Information auf den folgenden Seiten!
See the following pages for more information!



Lieferung & Zahlungsart

siehe unsere [Liefer- und Versandbedingungen](#)

Zuschläge

- Mindermengenzuschlag
- Trockeneiszuschlag
- Gefahrgutzuschlag
- Expressversand

SZABO-SCANDIC HandelsgmbH

Quellenstraße 110, A-1100 Wien

T. +43(0)1 489 3961-0

F. +43(0)1 489 3961-7

mail@szabo-scandic.com

www.szabo-scandic.com

[linkedin.com/company/szaboscandic](https://www.linkedin.com/company/szaboscandic) 

UAP1 purified MaxPab mouse polyclonal antibody (B01P) MaxPab®

Catalog # : H00006675-B01P

規格 : [50 ug]

[List All](#)

Specification

Product Description: Mouse polyclonal antibody raised against a full-length human UAP1 protein.

Immunogen: UAP1 (NP_003106.2, 1 a.a. ~ 505 a.a) full-length human protein.

Sequence:
 MNINDLKLTLKAGQEHLRFWNELEEAQQVELYAELQAMNFEELNFFF
 QKAIIEGFNQSSYQKNVDARMEPVPREVLGSATRDQDQLQAWSEGLF
 QISQNKVAVLLLAGGQGTRLGVAYPKGMYDVGLPSRKTFLFQIAERILKL
 QQVAEKYYGNKCIIPWYIMTSGRTMESTKEFFTCHKYFGLKKENVIFQQ
 GMLPAMSF DGKIILEEKNKVS MAPDGNGLYRALAAQNIVEDMEQRGIW
 SIHYVCVDNILVKVADPRFIGFCIQKGADCGAKVVEKTNPTPEVGVVCRVD
 GYYQWEYSEISLATAQKRSSDGRLLFNAGNIANHFFTVPFLRDVNVYE
 PQLQHHVAQKKIPYVDTQGQLIKPDKPNGIKMEKFVDFDIFQAKKFVYEV
 LREDEF SPLKNADSQNGKDNPTTARHALMSLHHCWVWLNAGGHFIDENG
 RLPAIPRLKDANDVPIQCEISPLISYAGEGLESYVADKEFHAPLIIDENGVHE
 LVKNGI

Host: Mouse

Reactivity: Human

Quality Control Testing: Antibody reactive against mammalian transfected lysate.

Storage Buffer: In 1x PBS, pH 7.4


Storage Instruction: Store at -20°C or lower. Aliquot to avoid repeated freezing and thawing.

MSDS: [Download](#)


Datasheet: [Download](#)

Application Image

Western Blot (Tissue lysate)




Western Blot (Transfected lysate)



Applications


Western Blot (Tissue lysate)



UAP1 MaxPab polyclonal antibody. Western Blot analysis of UAP1 expression in human liver.

[Protocol Download](#)

Western Blot (Transfected lysate)



Western Blot analysis of UAP1 expression in transfected 293T cell line ([H00006675-T01](#)) by UAP1 MaxPab polyclonal antibody.

Lane 1: UAP1 transfected lysate(55.55 KDa).

Lane 2: Non-transfected lysate.

 [Protocol Download](#)

Gene Information

Entrez GeneID: [6675](#)

GeneBank [NM_003115.3](#)
Accession#:

Protein [NP_003106.2](#)
Accession#:

Gene Name: UAP1

Gene Alias: AGX1,AgX,SPAG2

Gene [UDP-N-acetylglucosamine pyrophosphorylase 1](#)
Description:

Omim ID: [602862](#)

Gene Ontology: [Hyperlink](#)

Other [OTTHUMP00000032325,sperm associated antigen 2](#)
Designations:

Gene Pathway

[Amino sugar and nucleotide sugar metabolism](#) [Metabolic pathways](#)

Related Disease

[Genetic Predisposition to Disease](#) [Hypertension](#)