



# SZABO SCANDIC

Part of Europa Biosite

## Produktinformation



Forschungsprodukte & Biochemikalien



Zellkultur & Verbrauchsmaterial



Diagnostik & molekulare Diagnostik



Laborgeräte & Service

Weitere Information auf den folgenden Seiten!  
See the following pages for more information!



### Lieferung & Zahlungsart

siehe unsere [Liefer- und Versandbedingungen](#)

### Zuschläge

- Mindermengenzuschlag
- Trockeneiszuschlag
- Gefahrgutzuschlag
- Expressversand

### SZABO-SCANDIC HandelsgmbH

Quellenstraße 110, A-1100 Wien

T. +43(0)1 489 3961-0

F. +43(0)1 489 3961-7

[mail@szabo-scandic.com](mailto:mail@szabo-scandic.com)

[www.szabo-scandic.com](http://www.szabo-scandic.com)

[linkedin.com/company/szaboscandic](https://www.linkedin.com/company/szaboscandic) 

# UAP1 purified MaxPab rabbit polyclonal antibody (D01P) MaxPab®

Catalog # : H00006675-D01P

規格 : [ 100 ug ]

[List All](#)

## Specification

**Product Description:** Rabbit polyclonal antibody raised against a full-length human UAP1 protein.

**Immunogen:** UAP1 (NP\_003106.2, 1 a.a. ~ 505 a.a) full-length human protein.

**Sequence:**  
 MNINDLKLTLKAGQEHLRFWNELEEAQQVELYAELQAMNFEELNFFF  
 QKAIIEGFNQSSYQKNVDARMEVPREVLGSATRDQDQLQAWSEGLF  
 QISQNKVAVLLLAGGQGTRLGVAYPKGMYDVGLPSRKTFLFQIAERILKL  
 QQVAEKYYGNKCIPWYIMTSGRTMESTKEFFTKHKYFGLKKENVIFQQ  
 GMLPAMSF DGKIILEEKNKVS MAPDGNGLYRALAAQNIVEDMEQRGIW  
 SIHYVCVDNILVKVADPRFIGFCIQKGADCGAKVVEKTNPTPEVGVVCRVD  
 GYYQWEYSEISLATAQKRSSDGRLLFNAGNIANHFFTVPF LRDVWVVE  
 PQLQHHVAQKKIPYVDTQGQLIKPKPNGIKMEKFVDFIQFAKKFVVEV  
 LREDEF SPLKNADSQNGKDNPTTARHALMSLHHCWVWLNAGGHFIDENG  
 RLPAIPRLKDANDVPIQCEISPLISYAGEGLESYVADKEFHAPLIIDENGVHE  
 LVKNGI

**Host:** Rabbit

**Reactivity:** Human

**Quality Control Testing:** Antibody reactive against mammalian transfected lysate.

**Storage Buffer:** In 1x PBS, pH 7.4

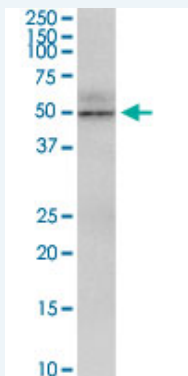
**Storage Instruction:** Store at -20°C or lower. Aliquot to avoid repeated freezing and thawing.

**MSDS:** [Download](#)

**Datasheet:** [Download](#)

## Applications

### Western Blot (Tissue lysate)

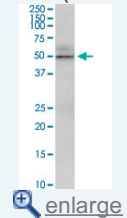


UAP1 MaxPab rabbit polyclonal antibody. Western Blot analysis of UAP1 expression in human placenta.

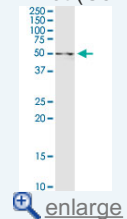
[Protocol Download](#)

## Application Image

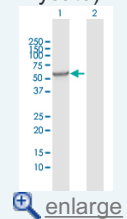
### Western Blot (Tissue lysate)




### Western Blot (Cell lysate)




### Western Blot (Transfected lysate)




### Western Blot (Cell lysate)



UAP1 MaxPab rabbit polyclonal antibody. Western Blot analysis of UAP1 expression in HepG2.


 [Protocol Download](#)

### Western Blot (Transfected lysate)



Western Blot analysis of UAP1 expression in transfected 293T cell line ([H00006675-T01](#)) by UAP1 MaxPab polyclonal antibody.

Lane 1: UAP1 transfected lysate(57.10 KDa).  
Lane 2: Non-transfected lysate.

 [Protocol Download](#)

### Gene Information

Entrez GeneID: [6675](#)

GeneBank [NM\\_003115.3](#)  
Accession#:

Protein [NP\\_003106.2](#)  
Accession#:

Gene Name: UAP1

Gene Alias: AGX1,AgX,SPAG2

Gene Description: UDP-N-acteylglucosamine pyrophosphorylase 1

Omim ID: [602862](#)

Gene Ontology: [Hyperlink](#)

Other Designations: OTTHUMP00000032325,sperm associated antigen 2

### Gene Pathway

[Amino sugar and nucleotide sugar metabolism](#) [Metabolic pathways](#)

## Related Disease

---

[Genetic Predisposition to Disease Hypertension](#)

---

[服務條款](#) | [隱私權政策](#) | [著作及商標](#) | [網站地圖](#)

©2016 亞諾法生技股份有限公司 Abnova Corporation. 版權所有.