



SZABO SCANDIC

Part of Europa Biosite

Produktinformation



Forschungsprodukte & Biochemikalien



Zellkultur & Verbrauchsmaterial



Diagnostik & molekulare Diagnostik



Laborgeräte & Service

Weitere Information auf den folgenden Seiten!
See the following pages for more information!



Lieferung & Zahlungsart

siehe unsere [Liefer- und Versandbedingungen](#)

Zuschläge

- Mindermengenzuschlag
- Trockeneiszuschlag
- Gefahrgutzuschlag
- Expressversand

SZABO-SCANDIC HandelsgmbH

Quellenstraße 110, A-1100 Wien

T. +43(0)1 489 3961-0

F. +43(0)1 489 3961-7

mail@szabo-scandic.com

www.szabo-scandic.com

[linkedin.com/company/szaboscandic](https://www.linkedin.com/company/szaboscandic) 

UAP1 monoclonal antibody (M01), clone 3A9

Catalog # : H00006675-M01

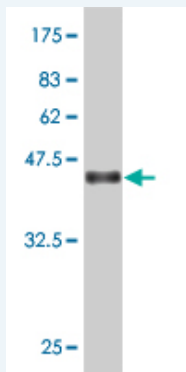
規格 : [100 ug]

[List All](#)

Specification

Product Description:	Mouse monoclonal antibody raised against a partial recombinant UAP1.
Immunogen:	UAP1 (NP_003106, 406 a.a. ~ 504 a.a) partial recombinant protein with GST tag. MW of the GST tag alone is 26 KDa.
Sequence:	LKNADSQNGKDNPTTARHALMSLHHCWVNLNAGGHFIDENGSRLLPAIPRLKDANDVPIQCEISPLISYAGEGLESYVADKEFHAPLIIDENGVELVKNG
Host:	Mouse
Reactivity:	Human
Isotype:	IgG2a Kappa

Quality Control Testing: Antibody Reactive Against Recombinant Protein.



Western Blot detection against Immunogen (36.63 KDa) .

Storage Buffer: In 1x PBS, pH 7.4

Storage Instruction: Store at -20°C or lower. Aliquot to avoid repeated freezing and thawing.

MSDS: [Download](#)

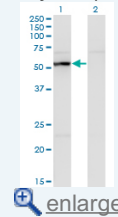
Datasheet: [Download](#)

Applications

Western Blot (Transfected lysate)

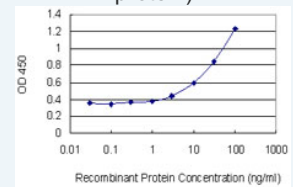
Application Image

Western Blot (Transfected lysate)



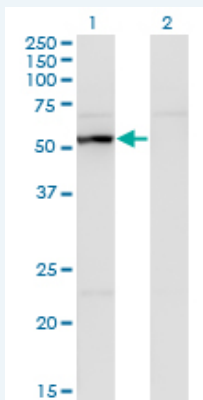
Western Blot (Recombinant protein)

Sandwich ELISA (Recombinant protein)



[enlarge](#)

ELISA



Western Blot analysis of UAP1 expression in transfected 293T cell line by UAP1 monoclonal antibody (M01), clone 3A9.

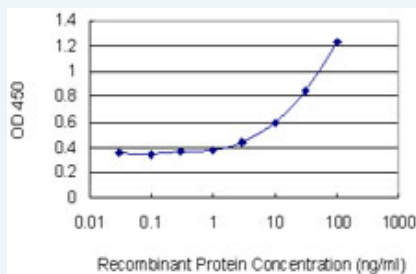
Lane 1: UAP1 transfected lysate (Predicted MW: 57.1 KDa).
Lane 2: Non-transfected lysate.

[Protocol Download](#)

Western Blot (Recombinant protein)

[Protocol Download](#)

Sandwich ELISA (Recombinant protein)



Detection limit for recombinant GST tagged UAP1 is 1 ng/ml as a capture antibody.

[Protocol Download](#)

ELISA

Gene Information

Entrez GeneID: [6675](#)

GeneBank [NM_003115](#)

Accession#:

Protein [NP_003106](#)

Accession#:

Gene Name: UAP1

Gene Alias: AGX1,AgX,SPAG2

Gene Description: UDP-N-acetylglucosamine pyrophosphorylase 1

Omim ID: [602862](#)

Gene Ontology: [Hyperlink](#)

Other Designations: OTTHUMP00000032325,sperm associated antigen 2

Gene Pathway

[Amino sugar and nucleotide sugar metabolism](#) [Metabolic pathways](#)

Related Disease

Genetic Predisposition to Disease Hypertension

[服務條款](#) | [隱私權政策](#) | [著作及商標](#) | [網站地圖](#)

©2016 亞諾法生技股份有限公司 Abnova Corporation. 版權所有.