



# SZABO SCANDIC

Part of Europa Biosite

## Produktinformation



Forschungsprodukte & Biochemikalien



Zellkultur & Verbrauchsmaterial



Diagnostik & molekulare Diagnostik



Laborgeräte & Service

Weitere Information auf den folgenden Seiten!  
See the following pages for more information!



### Lieferung & Zahlungsart

siehe unsere [Liefer- und Versandbedingungen](#)

### Zuschläge

- Mindermengenzuschlag
- Trockeneiszuschlag
- Gefahrgutzuschlag
- Expressversand

### SZABO-SCANDIC HandelsgmbH

Quellenstraße 110, A-1100 Wien

T. +43(0)1 489 3961-0

F. +43(0)1 489 3961-7

[mail@szabo-scandic.com](mailto:mail@szabo-scandic.com)

[www.szabo-scandic.com](http://www.szabo-scandic.com)

[linkedin.com/company/szaboscandic](https://www.linkedin.com/company/szaboscandic) 

## SPAG4 monoclonal antibody (M04), clone 3C8

Catalog # : H00006676-M04

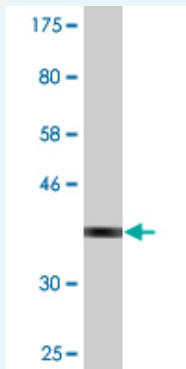
規格 : [ 100 ug ]

[List All](#)

### Specification

<b>Product Description:</b>	Mouse monoclonal antibody raised against a partial recombinant SPAG4.
<b>Immunogen:</b>	SPAG4 (NP_003107, 221 a.a. ~ 330 a.a) partial recombinant protein with GST tag. MW of the GST tag alone is 26 KDa.
<b>Sequence:</b>	AELDKLHKEVSTVRAANSERVAKLVFQRLNEDFVRKPDYALSSVGASIDL QKTSHDYADRNTAYFWRNFSFVWNYARPPTVILEPHVFPGNCWAFEGDQ GQVVIQLPGRVQ
<b>Host:</b>	Mouse
<b>Reactivity:</b>	Human
<b>Isotype:</b>	IgG1 Kappa

**Quality Control Testing:** Antibody Reactive Against Recombinant Protein.



Western Blot detection against Immunogen (37.84 KDa) .

**Storage Buffer:** In 1x PBS, pH 7.4

**Storage Instruction:** Store at -20°C or lower. Aliquot to avoid repeated freezing and thawing.

**MSDS:** [Download](#)

**Datasheet:** [Download](#)

### Applications

**Western Blot (Recombinant protein)**

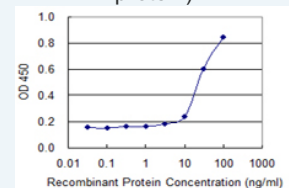
[Protocol Download](#)

**Sandwich ELISA (Recombinant protein)**

### Application Image

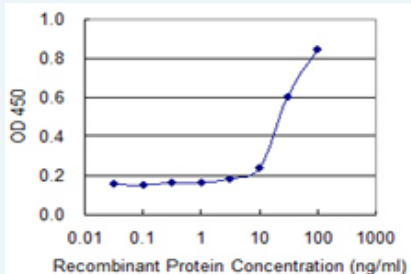
Western Blot (Recombinant protein)

Sandwich ELISA (Recombinant protein)



[enlarge](#)

ELISA



Detection limit for recombinant GST tagged SPAG4 is 1 ng/ml as a capture antibody.

 [Protocol Download](#)

## ELISA

### Gene Information

**Entrez GeneID:** [6676](#)

**GeneBank** [NM\\_003116](#)

**Accession#:**

**Protein** [NP\\_003107](#)

**Accession#:**

**Gene Name:** SPAG4

**Gene Alias:** -

**Gene** sperm associated antigen 4

**Description:**

**Omim ID:** [603038](#)

**Gene Ontology:** [Hyperlink](#)

**Gene Summary:** The mammalian sperm flagellum contains two cytoskeletal structures associated with the axoneme: the outer dense fibers surrounding the axoneme in the midpiece and principal piece and the fibrous sheath surrounding the outer dense fibers in the principal piece of the tail. Defects in these structures are associated with abnormal tail morphology, reduced sperm motility, and infertility. In the rat, the protein encoded by this gene associates with an outer dense fiber protein via a leucine zipper motif and localizes to the microtubules of the manchette and axoneme during sperm tail development. [provided by RefSeq]

**Other Designations:** OTTHUMP00000030768,acrosomal protein ACR55,outer dense fiber-associated protein SPAG4,sperm tail protein