



# SZABO SCANDIC

Part of Europa Biosite

## Produktinformation



Forschungsprodukte & Biochemikalien



Zellkultur & Verbrauchsmaterial



Diagnostik & molekulare Diagnostik



Laborgeräte & Service

Weitere Information auf den folgenden Seiten!  
See the following pages for more information!



### Lieferung & Zahlungsart

siehe unsere [Liefer- und Versandbedingungen](#)

### Zuschläge

- Mindermengenzuschlag
- Trockeneiszuschlag
- Gefahrgutzuschlag
- Expressversand

### SZABO-SCANDIC HandelsgmbH

Quellenstraße 110, A-1100 Wien

T. +43(0)1 489 3961-0

F. +43(0)1 489 3961-7

[mail@szabo-scandic.com](mailto:mail@szabo-scandic.com)

[www.szabo-scandic.com](http://www.szabo-scandic.com)

[linkedin.com/company/szaboscandic](https://www.linkedin.com/company/szaboscandic) 

**SPARC purified MaxPab rabbit polyclonal antibody (D01P)** MaxPab®

Catalog # : H00006678-D01P

規格 : [ 100 ug ]

List All

**Specification**

**Product Description:** Rabbit polyclonal antibody raised against a full-length human SPARC protein.

**Immunogen:** SPARC (NP\_003109.1, 1 a.a. ~ 303 a.a) full-length human protein.

**Sequence:**  
 MRAWIFFLLCLAGRALAAPQQEALPDETEVVEETVAEVTEVSVGANPVQ  
 VEVGEFDDGAEETEEVVAENPCQNHCKHGKVCELDENNTPMCVCQD  
 PTSCPAPIGEFEKVCSDNKTFFDSSCHFFATKCTLEGTKKGHKLHLDYIG  
 PCKYIPPCLDSELTEFPLRMRDWLKNMLVTLYERDEDNLLTEKQKLRVK  
 KIHENEKRLEAGDHPVELLARDFEKNYNYIFPVHWQFGQLDQHPIDGYL  
 SHTELAPLRAPLIPMEHCTTRFFETCDLDNDKYIALDEWAGCFGIKQKDID  
 KDLVI

**Host:** Rabbit

**Reactivity:** Human

**Quality Control Testing:** Antibody reactive against mammalian transfected lysate.

**Storage Buffer:** In 1x PBS, pH 7.4

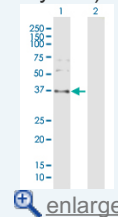
**Storage Instruction:** Store at -20°C or lower. Aliquot to avoid repeated freezing and thawing.

**MSDS:**  [Download](#)

**Datasheet:**  [Download](#)

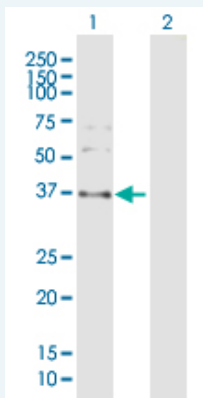
**Application Image**

Western Blot (Transfected lysate)



**Applications**


**Western Blot (Transfected lysate)**



Western Blot analysis of SPARC expression in transfected 293T cell line (H00006678-T02) by SPARC MaxPab polyclonal antibody.

Lane 1: SPARC transfected lysate(34.60 KDa).

Lane 2: Non-transfected lysate.

 [Protocol Download](#)

## Gene Information

Entrez GeneID: [6678](#)

GeneBank  
Accession#: [NM\\_003118](#)

Protein  
Accession#: [NP\\_003109.1](#)

Gene Name: SPARC

Gene Alias: ON

Gene  
Description: secreted protein, acidic, cysteine-rich (osteonectin)

Omim ID: [182120](#)

Gene Ontology: [Hyperlink](#)

**Gene Summary:** Secreted protein acidic and rich in cysteine/osteonectin/BM40, or SPARC, is a matrix-associated protein that elicits changes in cell shape, inhibits cell-cycle progression, and influences the synthesis of extracellular matrix (ECM) (Bradshaw et al., 2003 [PubMed 12721366]). [supplied by OMIM]

**Other  
Designations:** cysteine-rich protein,osteonectin,secreted protein, acidic, cysteine-rich

## Related Disease

[Alzheimer Disease](#) [Alzheimer disease](#) [Carcinoma, Hepatocellular](#) [Cardiovascular Diseases](#)  
[Chorioamnionitis](#) [Diabetes Complications](#) [Diabetes Mellitus, Type 2](#) [Edema](#)  
[Fetal Membranes, Premature Rupture](#) [Genetic Predisposition to Disease](#)  
[Gingival Overgrowth](#) [Liver Neoplasms](#) [Metabolic Syndrome X](#) [Neoplasms](#)  
[Obstetric Labor, Premature](#) [Osteoporosis](#) [Ovarian Neoplasms](#) [Pre-Eclampsia](#)  
[Premature Birth](#)

... see more

[服務條款](#) | [隱私權政策](#) | [著作及商標](#) | [網站地圖](#)

©2016 亞諾法生技股份有限公司 Abnova Corporation. 版權所有.