



SZABO SCANDIC

Part of Europa Biosite

Produktinformation



Forschungsprodukte & Biochemikalien



Zellkultur & Verbrauchsmaterial



Diagnostik & molekulare Diagnostik



Laborgeräte & Service

Weitere Information auf den folgenden Seiten!
See the following pages for more information!



Lieferung & Zahlungsart

siehe unsere [Liefer- und Versandbedingungen](#)

Zuschläge

- Mindermengenzuschlag
- Trockeneiszuschlag
- Gefahrgutzuschlag
- Expressversand

SZABO-SCANDIC HandelsgmbH

Quellenstraße 110, A-1100 Wien

T. +43(0)1 489 3961-0

F. +43(0)1 489 3961-7

mail@szabo-scandic.com

www.szabo-scandic.com

[linkedin.com/company/szaboscandic](https://www.linkedin.com/company/szaboscandic) 

SPINT1 purified MaxPab mouse polyclonal antibody (B01P) MaxPab®

Catalog # : H00006692-B01P

規格 : [50 ug]

[List All](#)

Specification

Product Description: Mouse polyclonal antibody raised against a full-length human SPINT1 protein.

Immunogen: SPINT1 (NP_001027539.1, 1 a.a. ~ 513 a.a) full-length human protein.

Sequence:
 MAPARTMARARLAPAGIPAVALWLLCTLGLQGTQAGPPPAPPGLPAGA
 DCLNSFTAGVPGFVLDTNASVSNAGATFLESPTVRRGWDCVRACCTTQN
 CNLALVELQPDRGEDAIAACFLINCLYEQNFVCKFAPREGFINYLTVREYR
 SYRQLRTQGGGGIPKAWAGIDLKVPQEPLVLKDVENTDWRLLRGD
 TDVRVERKDPNQVELWGLKEGTYLFQLTVTSSDHPEDTANMTVTVLSTK
 QTEDYCLASNKVGRCRGSFPRWYDPTQICKSFVYGGCLGNKNMYLR
 EEECILACRGVQGPSMERRHPVCSGTQPTQFRCSNGCCIDSFLECD
 TPNCPDASDEAAACEKYTSGFDELQRIHFPSDKGHCVDLPDTGLCKESIP
 RWYYNPFSEHCARFTYGGCYGNKNNFEEQQCLESCRGISKDVFGLR
 REIPISTGSVEMAVAVFLVICMVAAILGYCFKQNRKDFHGHHHPPT
 PASSTVSTTEDTEHLVYNHTTRPL

Host: Mouse

Reactivity: Human

Quality Control Testing: Antibody reactive against mammalian transfected lysate.

Storage Buffer: In 1x PBS, pH 7.4

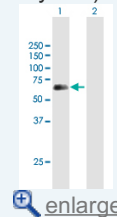
Storage Instruction: Store at -20°C or lower. Aliquot to avoid repeated freezing and thawing.


MSDS:  [Download](#)

Datasheet:  [Download](#)

Application Image


Western Blot (Transfected lysate)



 [enlarge](#)

Applications

Western Blot (Transfected lysate)



Western Blot analysis of SPINT1 expression in transfected 293T cell line (H00006692-T01) by SPINT1 MaxPab polyclonal antibody.

Lane 1: SPINT1 transfected lysate(56.43 KDa).

Gene Information

Entrez GeneID: [6692](#)

**GeneBank
Accession#:** [NM_001032367.1](#)

**Protein
Accession#:** [NP_001027539.1](#)

Gene Name: SPINT1

Gene Alias: HAI,HAI1,MANSC2

**Gene
Description:** serine peptidase inhibitor, Kunitz type 1

Omim ID: [605123](#)

Gene Ontology: [Hyperlink](#)

Gene Summary: The protein encoded by this gene is a member of the Kunitz family of serine protease inhibitors. The protein is a potent inhibitor specific for HGF activator and is thought to be involved in the regulation of the proteolytic activation of HGF in injured tissues. Alternative splicing results in multiple variants encoding different isoforms. [provided by RefSeq]

**Other
Designations:** Kunitz-type protease inhibitor 1,hepatocyte growth factor activator inhibitor 1,serine protease inhibitor, Kunitz type 1
