



SZABO SCANDIC

Part of Europa Biosite

Produktinformation



Forschungsprodukte & Biochemikalien



Zellkultur & Verbrauchsmaterial



Diagnostik & molekulare Diagnostik



Laborgeräte & Service

Weitere Information auf den folgenden Seiten!
See the following pages for more information!



Lieferung & Zahlungsart

siehe unsere [Liefer- und Versandbedingungen](#)

Zuschläge

- Mindermengenzuschlag
- Trockeneiszuschlag
- Gefahrgutzuschlag
- Expressversand

SZABO-SCANDIC HandelsgmbH

Quellenstraße 110, A-1100 Wien

T. +43(0)1 489 3961-0

F. +43(0)1 489 3961-7

mail@szabo-scandic.com

www.szabo-scandic.com

[linkedin.com/company/szaboscandic](https://www.linkedin.com/company/szaboscandic) 

SPR polyclonal antibody (A01)

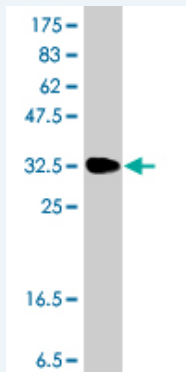
Catalog # : H00006697-A01

規格 : [50 uL]

List All

Specification

Product Description:	Mouse polyclonal antibody raised against a partial recombinant SPR.
Immunogen:	SPR (NP_003115, 164 a.a. ~ 260 a.a) partial recombinant protein with GST tag.
Sequence:	FKGWALYCAGKAARDMLFQVLALALEEPNVRVLNYAPGPLDTDMQQLARE TSVDPDMRKGLQELKAKGKLVDCVSAQKLLSLEKDEFKSGAHVDFYD
Host:	Mouse
Reactivity:	Human
Quality Control Testing:	Antibody Reactive Against Recombinant Protein.



Western Blot detection against Immunogen (36.78 kDa) .

Storage Buffer: 50 % glycerol

Storage Instruction: Store at -20°C or lower. Aliquot to avoid repeated freezing and thawing.

MSDS: [Download](#)

Datasheet: [Download](#)

Publication Reference


1. [Valproic acid exposure leads to upregulation and increased promoter histone acetylation of sepiapterin reductase in a serotonergic cell line.](#)
Balasubramanian D, Deng AX, Doudney K, Hampton MB, Kennedy MA. *Neuropharmacology*. 2015 Jul 4. [Epub ahead of print]

Applications

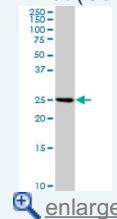
Western Blot (Cell lysate)

Application Image

Western Blot (Cell lysate)

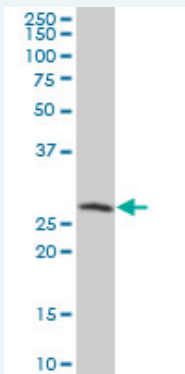


Western Blot (Cell lysate)



Western Blot (Recombinant protein)

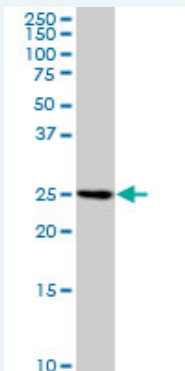
ELISA



SPR polyclonal antibody (A01), Lot # 060123JCO1 Western Blot analysis of SPR expression in A-431 (Cat # L015V1).

[Protocol Download](#)

Western Blot (Cell lysate)



SPR polyclonal antibody (A01), Lot # 060814QCS1. Western Blot analysis of SPR expression in Jurkat.

[Protocol Download](#)

Western Blot (Recombinant protein)

[Protocol Download](#)

ELISA

Gene Information

Entrez GeneID: [6697](#)

GeneBank [NM_003124](#)
Accession#:

Protein [NP_003115](#)
Accession#:

Gene Name: SPR

Gene Alias: SDR38C1

Gene Description: sepiapterin reductase (7,8-dihydrobiopterin:NADP+ oxidoreductase)

Omim ID: [182125](#)

Gene Ontology: [Hyperlink](#)

Gene Summary: This gene encodes an aldo-keto reductase that catalyzes the NADPH-dependent reduction of pteridine derivatives and is important in the biosynthesis of tetrahydrobiopterin (BH4). Mutations in this gene result in DOPA-responsive dystonia due to sepiapterin reductase deficiency. A pseudogene has been identified on chromosome 1. [provided by RefSeq]

Other short chain dehydrogenase/reductase family 38C, member 1
Designations:

Gene Pathway

[Folate biosynthesis](#) [Metabolic pathways](#)

Related Disease

[Autistic Disorder](#) [Bipolar Disorder](#) [Dystonic Disorders](#) [Genetic Predisposition to Disease](#)
[Parkinson Disease](#) [Parkinson disease](#) [Parkinsonian Disorders](#)

[服務條款](#) | [隱私權政策](#) | [著作及商標](#) | [網站地圖](#)

©2016 亞諾法生技股份有限公司 Abnova Corporation. 版權所有.