



SZABO SCANDIC

Part of Europa Biosite

Produktinformation



Forschungsprodukte & Biochemikalien



Zellkultur & Verbrauchsmaterial



Diagnostik & molekulare Diagnostik



Laborgeräte & Service

Weitere Information auf den folgenden Seiten!
See the following pages for more information!



Lieferung & Zahlungsart

siehe unsere [Liefer- und Versandbedingungen](#)

Zuschläge

- Mindermengenzuschlag
- Trockeneiszuschlag
- Gefahrgutzuschlag
- Expressversand

SZABO-SCANDIC HandelsgmbH

Quellenstraße 110, A-1100 Wien

T. +43(0)1 489 3961-0

F. +43(0)1 489 3961-7

mail@szabo-scandic.com

www.szabo-scandic.com

[linkedin.com/company/szaboscandic](https://www.linkedin.com/company/szaboscandic) 

SPR purified MaxPab mouse polyclonal antibody (B01P) MaxPab®

Catalog # : H00006697-B01P

規格 : [50 ug]

List All

Specification

Product Description: Mouse polyclonal antibody raised against a full-length human SPR protein.

Immunogen: SPR (AAH17310.1, 1 a.a. ~ 261 a.a) full-length human protein.

Sequence: MEGGLGRAVCLLTGASRGFGRTLAPLLASLLSPGSVLVLSARNDEALR QLEAELGAERSGLRVRVPADLGAEAGLQQLLGALRELPRPKGLQRLL LINNAGSLGDVSKGFVDLSDSTQVNNYWALNLT SMLCLTSSVLKAFPDS PGLNRTVVNISSLCALQPFKGWALYCAGKAARDMLFQVLALEEPNVRVL NYAPGPLDMDMQLARETSVDPDMRKGLQELKAKGKLVDCCKVSAQKLL SLLEKDEFKSGAHVDFYDK

Host: Mouse

Reactivity: Human

Quality Control Testing: Antibody reactive against mammalian transfected lysate.

Storage Buffer: In 1x PBS, pH 7.4

Storage Instruction: Store at -20°C or lower. Aliquot to avoid repeated freezing and thawing.

MSDS:  [Download](#)

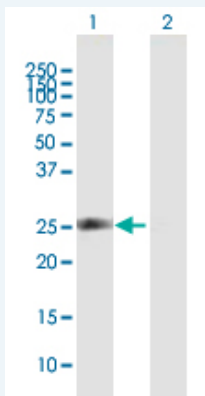
Datasheet:  [Download](#)

Publication Reference

1. [Novel Interaction of Ornithine Decarboxylase with Sepiapterin Reductase Regulates Neuroblastoma Cell Proliferation.](#)
Lange I, Geerts D, Feith DJ, Mocz G, Koster J, Bachmann ASJ Mol Biol. 2013 Oct 1. pii: S0022-2836(13)00621-9. doi: 10.1016/j.jmb.2013.09.037.

Applications


Western Blot (Transfected lysate)




Western Blot analysis of SPR expression in transfected 293T cell line ([H00006697-T01](#)) by SPR MaxPab polyclonal antibody.

Application Image

Western Blot (Transfected lysate)



Lane1:SPR transfected lysate(28.71 KDa).
Lane2:Non-transfected lysate.

 [Protocol Download](#)

Gene Information

Entrez GeneID: [6697](#)

GeneBank [NM_003124.3](#)

Accession#:

Protein [AAH17310.1](#)

Accession#:

Gene Name: SPR

Gene Alias: SDR38C1

Gene Description: sepiapterin reductase (7,8-dihydrobiopterin:NADP+ oxidoreductase)

Omim ID: [182125](#)

Gene Ontology: [Hyperlink](#)

Gene Summary: This gene encodes an aldo-keto reductase that catalyzes the NADPH-dependent reduction of pteridine derivatives and is important in the biosynthesis of tetrahydrobiopterin (BH4). Mutations in this gene result in DOPA-responsive dystonia due to sepiapterin reductase deficiency. A pseudogene has been identified on chromosome 1. [provided by RefSeq]

Other Designations: short chain dehydrogenase/reductase family 38C, member 1

Gene Pathway

[Folate biosynthesis](#) [Metabolic pathways](#)

Related Disease

[Autistic Disorder](#) [Bipolar Disorder](#) [Dystonic Disorders](#) [Genetic Predisposition to Disease](#)
[Parkinson Disease](#) [Parkinson disease](#) [Parkinsonian Disorders](#)

[服務條款](#) | [隱私權政策](#) | [著作及商標](#) | [網站地圖](#)

©2016 亞諾法生技股份有限公司 Abnova Corporation. 版權所有.