



SZABO SCANDIC

Part of Europa Biosite

Produktinformation



Forschungsprodukte & Biochemikalien



Zellkultur & Verbrauchsmaterial



Diagnostik & molekulare Diagnostik



Laborgeräte & Service

Weitere Information auf den folgenden Seiten!
See the following pages for more information!



Lieferung & Zahlungsart

siehe unsere [Liefer- und Versandbedingungen](#)

Zuschläge

- Mindermengenzuschlag
- Trockeneiszuschlag
- Gefahrgutzuschlag
- Expressversand

SZABO-SCANDIC HandelsgmbH

Quellenstraße 110, A-1100 Wien

T. +43(0)1 489 3961-0

F. +43(0)1 489 3961-7

mail@szabo-scandic.com

www.szabo-scandic.com

[linkedin.com/company/szaboscandic](https://www.linkedin.com/company/szaboscandic) 

AKR1D1 purified MaxPab mouse polyclonal antibody (B01P) MaxPab®

Catalog # : H00006718-B01P

規格 : [50 ug]

List All

Specification

Product Description: Mouse polyclonal antibody raised against a full-length human AKR1D1 protein.

Immunogen: AKR1D1 (NP_005980.1, 1 a.a. ~ 326 a.a) full-length human protein.

Sequence:
 MDLSAASHRIPLSDGNSIPIGLGTYSEPKSTPKGACATSVKVAIDTGYRHI
 DGAYIYQNEHEVGEAIREKIAEGKVRREDIFYCGKLWATNHVPEMVRPTL
 ERTLRLVLQLDYVDLYIIEVPMFAFKPGDEIYPRDENGKWL YHKS NLCATWE
 AMEACKDAGLVKSLGVSFNRRQLELILNKPGLKHKPVSNQVECHPYFT
 QPKLLKFCQQHDMITAYSPLGTSRNPWVNVSSPPLLKDALLSLGLKRYN
 KTAQIVLRFNIQRGVVWIPKSFNLERIKENFQIFDFSLTEEMKDIEALNKN
 VRFVELLMWRDHPEYPFHDEY

Host: Mouse

Reactivity: Human

Quality Control Testing: Antibody reactive against mammalian transfected lysate.

Storage Buffer: In 1x PBS, pH 7.4

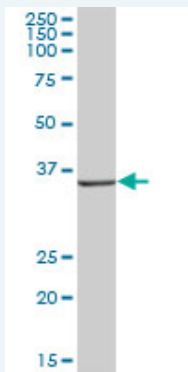
Storage Instruction: Store at -20°C or lower. Aliquot to avoid repeated freezing and thawing.

MSDS:  [Download](#)

Datasheet:  [Download](#)

Applications

Western Blot (Tissue lysate)



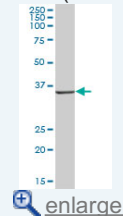
AKR1D1 MaxPab polyclonal antibody. Western Blot analysis of AKR1D1 expression in human liver.

 [Protocol Download](#)

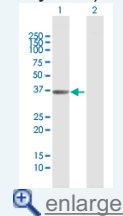
Western Blot (Transfected lysate)


Application Image

Western Blot (Tissue lysate)



Western Blot (Transfected lysate)





Western Blot analysis of AKR1D1 expression in transfected 293T cell line ([H00006718-T01](#)) by AKR1D1 MaxPab polyclonal antibody.

Lane1:AKR1D1 transfected lysate(35.86 KDa).
Lane2:Non-transfected lysate.

 [Protocol Download](#)

Gene Information

Entrez GeneID: [6718](#)

GeneBank Accession#: [NM_005989.2](#)

Protein Accession#: [NP_005980.1](#)

Gene Name: AKR1D1

Gene Alias: 3o5bred,SRD5B1

Gene Description: aldo-keto reductase family 1, member D1 (delta 4-3-ketosteroid-5-beta-reductase)

Omim ID: [604741](#)

Gene Ontology: [Hyperlink](#)

Gene Summary: The enzyme encoded by this gene is responsible for the catalysis of the 5-beta-reduction of bile acid intermediates and steroid hormones carrying a delta(4)-3-one structure. Deficiency of this enzyme may contribute to hepatic dysfunction. [provided by RefSeq]

Other Designations: aldo-keto reductase family 1, member D1,steroid 5-beta-reductase,steroid-5-beta-reductase, beta polypeptide 1 (3-oxo-5 beta-steroid delta 4-dehydrogenase beta 1)

Gene Pathway

[Androgen and estrogen metabolism](#) [C21-Steroid hormone metabolism](#) [Metabolic pathways](#)
[Primary bile acid biosynthesis](#)

Related Disease

[Tobacco Use Disorder](#)