



SZABO SCANDIC

Part of Europa Biosite

Produktinformation



Forschungsprodukte & Biochemikalien



Zellkultur & Verbrauchsmaterial



Diagnostik & molekulare Diagnostik



Laborgeräte & Service

Weitere Information auf den folgenden Seiten!
See the following pages for more information!



Lieferung & Zahlungsart

siehe unsere [Liefer- und Versandbedingungen](#)

Zuschläge

- Mindermengenzuschlag
- Trockeneiszuschlag
- Gefahrgutzuschlag
- Expressversand

SZABO-SCANDIC HandelsgmbH

Quellenstraße 110, A-1100 Wien

T. +43(0)1 489 3961-0

F. +43(0)1 489 3961-7

mail@szabo-scandic.com

www.szabo-scandic.com

[linkedin.com/company/szaboscandic](https://www.linkedin.com/company/szaboscandic) 

SRPK1 polyclonal antibody (A01)

Catalog # : H00006732-A01

規格 : [50 uL]

List All

Specification

Product Description: Mouse polyclonal antibody raised against a partial recombinant SRPK1.

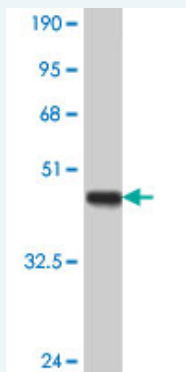
Immunogen: SRPK1 (AAH38292, 371 a.a. ~ 470 a.a) partial recombinant protein with GST tag.

Sequence: NETLRHKEDLHNANDCDVQNLNQESSFLSSQNGDSSTSQETDSCTPITS
EVSDTMVCQSSSTVGQSFSEQHISQLQESIRAEIPCEDEQEHEHNGPLD
NK

Host: Mouse

Reactivity: Human

Quality Control Testing: Antibody Reactive Against Recombinant Protein.



Western Blot detection against Immunogen (37 KDa) .

Storage Buffer: 50 % glycerol

Storage Instruction: Store at -20°C or lower. Aliquot to avoid repeated freezing and thawing.

MSDS: [Download](#)

Datasheet: [Download](#)

Publication Reference

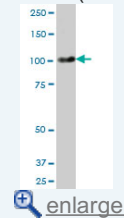
1. [MicroRNA-9 inhibition of cell proliferation and identification of novel miR-9 targets by transcriptome profiling in breast cancer cells.](#)
Selcuklu SD, Donoghue MT, Rehmet K, de Souza Gomes M, Fort A, Kovvuru P, Muniyappa MK, Kerin MJ, Enright AJ, Spillane C.J Biol Chem. 2012 Jul 2.

Applications

Western Blot (Cell lysate)

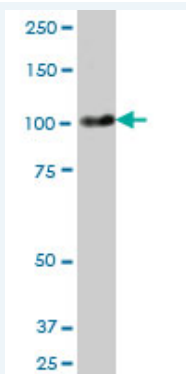
Application Image

Western Blot (Cell lysate)



Western Blot (Recombinant protein)

ELISA



SRPK1 polyclonal antibody (A01), Lot # 051011JC01 Western Blot analysis of SRPK1 expression in IMR-32 (Cat # L008V1).

 [Protocol Download](#)

Western Blot (Recombinant protein)

 [Protocol Download](#)

ELISA

Gene Information

Entrez GeneID: [6732](#)

GeneBank Accession#: [BC038292](#)

Protein Accession#: [AAH38292](#)

Gene Name: SRPK1

Gene Alias: SFRSK1

Gene Description: SFRS protein kinase 1

Omim ID: [601939](#)

Gene Ontology: [Hyperlink](#)

Gene Summary: This gene encodes a serine/arginine protein kinase specific for the SR (serine/arginine-rich domain) family of splicing factors. The protein localizes to the nucleus and the cytoplasm. It is thought to play a role in regulation of both constitutive and alternative splicing by regulating intracellular localization of splicing factors. A second alternatively spliced transcript variant for this gene has been described, but its full length nature has not been determined. [provided by RefSeq]

Other Designations: SR protein kinase 1

Related Disease

[Tobacco Use Disorder](#)