



SZABO SCANDIC

Part of Europa Biosite

Produktinformation



Forschungsprodukte & Biochemikalien



Zellkultur & Verbrauchsmaterial



Diagnostik & molekulare Diagnostik



Laborgeräte & Service

Weitere Information auf den folgenden Seiten!
See the following pages for more information!



Lieferung & Zahlungsart

siehe unsere [Liefer- und Versandbedingungen](#)

Zuschläge

- Mindermengenzuschlag
- Trockeneiszuschlag
- Gefahrgutzuschlag
- Expressversand

SZABO-SCANDIC HandelsgmbH

Quellenstraße 110, A-1100 Wien

T. +43(0)1 489 3961-0

F. +43(0)1 489 3961-7

mail@szabo-scandic.com

www.szabo-scandic.com

[linkedin.com/company/szaboscandic](https://www.linkedin.com/company/szaboscandic) 

SRPK1 MaxPab mouse polyclonal antibody (B01) MaxPab®

Catalog # : H00006732-B01

規格 : [50 uL]

[List All](#)

Specification

Product Description: Mouse polyclonal antibody raised against a full-length human SRPK1 protein.

Immunogen: SRPK1 (AAH38292.1, 1 a.a. ~ 655 a.a) full-length human protein.

Sequence:
 MERKVLALQARKKRTKAKKDKAQRKSETQHRGSAPHSESDLPEQEEEEIL
 GSDDDEQEDPNDYCKGGYHLVKIGDLFNTRYHVIRKLGWGHFSTVWLS
 WDIQGKKFVAMKVKSAEHYTETALDEIRLLKSVRNSDPNDPNREMVVQ
 LLDDFKISGVNGTHICMVFVGLGHLLKWIISNYQGLPLPCVKKIQQVLQ
 GLDYLHTKCRITHTDIKPENILLSVNEQYIRRLAAEATEWQRSGAPPPSGS
 AVSTAPQPKPADKMSKNKKKLLKKKQKRQAELEKRMQEIEEMEKEGSP
 GQKRPNKQEESESPVERPLKENPPNKMTQEKLEESSTIGQDQTLMERD
 TEGGAAEINCNGVIEVINYTQNSNNETLRHKEDLHNANDCDVQNLNQEES
 FLSSQNGDSSTSQETDSCTPITSEVSDTMVCQSSSTVGQSFSEQHISQL
 QESIRAEIPCEDEQEHEHNGPLDNKGKSTAGNFLVNPLEPKNAEKLKVKIA
 DLGNACWVHKHFTEDIQTRQYRSLEVLIGSGYNTPADIWSTACMAFELA
 TGDYLFEPHSGEEYTRDEDHIALIIELLGKVPKRLIVAGKYSKEFFTKKGD
 KHITKLPWGLFVLEVKYEWSSQEEAAGFTDFLLPMLLELPEKRATAAEC
 LRHPWLNS

Host: Mouse

Reactivity: Human

Quality Control Testing: Antibody reactive against mammalian transfected lysate.

Storage Buffer: No additive

Storage Instruction: Store at -20°C or lower. Aliquot to avoid repeated freezing and thawing.


Note: For IHC and IF applications, antibody purification with Protein A will be needed prior to use.

MSDS:  [Download](#)

Datasheet:  [Download](#)

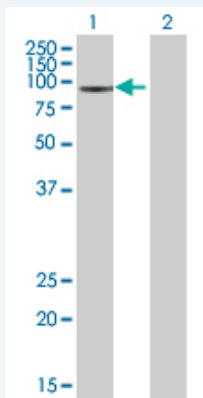
Application Image

Western Blot (Transfected lysate)




Applications

Western Blot (Transfected lysate)



Western Blot analysis of SRPK1 expression in transfected 293T cell line ([H00006732-T01](#)) by SRPK1 MaxPab polyclonal antibody.

Lane 1: SRPK1 transfected lysate(72.05 KDa).
Lane 2: Non-transfected lysate.

 [Protocol Download](#)

Gene Information

Entrez GeneID: [6732](#)

GeneBank Accession#: [BC038292.1](#)

Protein Accession#: [AAH38292.1](#)

Gene Name: SRPK1

Gene Alias: SFRSK1

Gene Description: SFRS protein kinase 1

Omim ID: [601939](#)

Gene Ontology: [Hyperlink](#)

Gene Summary: This gene encodes a serine/arginine protein kinase specific for the SR (serine/arginine-rich domain) family of splicing factors. The protein localizes to the nucleus and the cytoplasm. It is thought to play a role in regulation of both constitutive and alternative splicing by regulating intracellular localization of splicing factors. A second alternatively spliced transcript variant for this gene has been described, but its full length nature has not been determined. [provided by RefSeq]

Other Designations: SR protein kinase 1

Related Disease

[Tobacco Use Disorder](#)