



SZABO SCANDIC

Part of Europa Biosite

Produktinformation



Forschungsprodukte & Biochemikalien



Zellkultur & Verbrauchsmaterial



Diagnostik & molekulare Diagnostik



Laborgeräte & Service

Weitere Information auf den folgenden Seiten!
See the following pages for more information!



Lieferung & Zahlungsart

siehe unsere [Liefer- und Versandbedingungen](#)

Zuschläge

- Mindermengenzuschlag
- Trockeneiszuschlag
- Gefahrgutzuschlag
- Expressversand

SZABO-SCANDIC HandelsgmbH

Quellenstraße 110, A-1100 Wien

T. +43(0)1 489 3961-0

F. +43(0)1 489 3961-7

mail@szabo-scandic.com

www.szabo-scandic.com

[linkedin.com/company/szaboscandic](https://www.linkedin.com/company/szaboscandic) 

SRPK1 monoclonal antibody (M03), clone 6G9

Catalog # : H00006732-M03

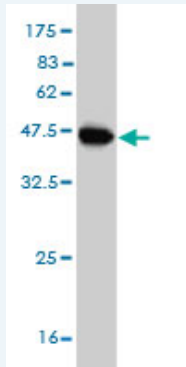
規格 : [100 ug]

List All

Specification

Product Description:	Mouse monoclonal antibody raised against a partial recombinant SRPK1.
Immunogen:	SRPK1 (AAH38292, 371 a.a. ~ 470 a.a) partial recombinant protein with GST tag. MW of the GST tag alone is 26 KDa.
Sequence:	NETLRHKEDLHNANDCDVQNLNQESSFLSSQNGDSSTSQETDSCTPITS EVSDTMVCQSSSTVGQSFSEQHISQLQESIRAEIPCEDEQEHEHNGPLD NK
Host:	Mouse
Reactivity:	Human
Isotype:	IgG2a Kappa

Quality Control Testing: Antibody Reactive Against Recombinant Protein.



Western Blot detection against Immunogen (36.63 KDa) .

Storage Buffer: In 1x PBS, pH 7.4

Storage Instruction: Store at -20°C or lower. Aliquot to avoid repeated freezing and thawing.

MSDS: [Download](#)

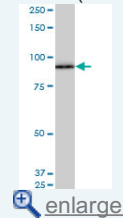
Datasheet: [Download](#)

Applications

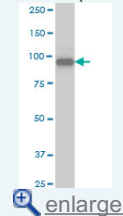
Western Blot (Cell lysate)

Application Image

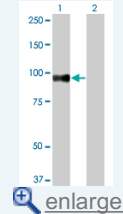
Western Blot (Cell lysate)



Western Blot (Cell lysate)

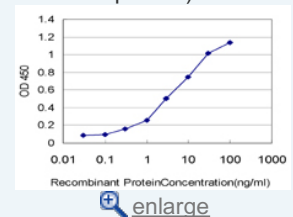


Western Blot (Transfected lysate)

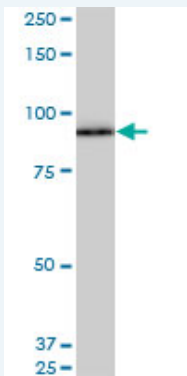


Western Blot (Recombinant protein)

Sandwich ELISA (Recombinant protein)



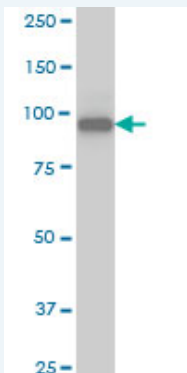
ELISA



SRPK1 monoclonal antibody (M03), clone 6G9. Western Blot analysis of SRPK1 expression in HepG2 (Cat # L019V1).

 [Protocol Download](#)

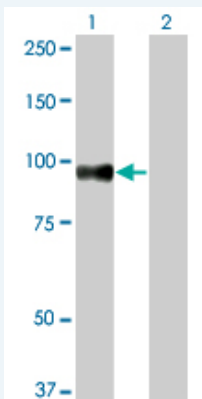
Western Blot (Cell lysate)



SRPK1 monoclonal antibody (M03), clone 6G9 Western Blot analysis of SRPK1 expression in Jurkat (Cat # L017V1).

 [Protocol Download](#)

Western Blot (Transfected lysate)



Western Blot analysis of SRPK1 expression in transfected 293T cell line by SRPK1 monoclonal antibody (M03), clone 6G9.

Lane 1: SRPK1 transfected lysate(92.407 kDa).

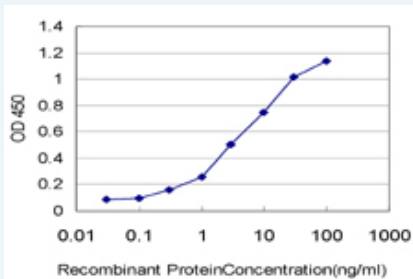
Lane 2: Non-transfected lysate.

 [Protocol Download](#)

Western Blot (Recombinant protein)

 [Protocol Download](#)

Sandwich ELISA (Recombinant protein)



Detection limit for recombinant GST tagged SRPK1 is approximately 0.1ng/ml as a capture antibody.

 [Protocol Download](#)

ELISA

Gene Information

Entrez GeneID: [6732](#)

GeneBank [BC038292](#)

Accession#:

Protein [AAH38292](#)

Accession#:

Gene Name: SRPK1

Gene Alias: SFRSK1

Gene Description: SFRS protein kinase 1

Omim ID: [601939](#)

Gene Ontology: [Hyperlink](#)

Gene Summary: This gene encodes a serine/arginine protein kinase specific for the SR (serine/arginine-rich domain) family of splicing factors. The protein localizes to the nucleus and the cytoplasm. It is thought to play a role in regulation of both constitutive and alternative splicing by regulating intracellular localization of splicing factors. A second alternatively spliced transcript variant for this gene has been described, but its full length nature has not been determined. [provided by RefSeq]

Other Designations: SR protein kinase 1

Related Disease

[Tobacco Use Disorder](#)