



# SZABO SCANDIC

Part of Europa Biosite

## Produktinformation



Forschungsprodukte & Biochemikalien



Zellkultur & Verbrauchsmaterial



Diagnostik & molekulare Diagnostik



Laborgeräte & Service

Weitere Information auf den folgenden Seiten!  
See the following pages for more information!



### Lieferung & Zahlungsart

siehe unsere [Liefer- und Versandbedingungen](#)

### Zuschläge

- Mindermengenzuschlag
- Trockeneiszuschlag
- Gefahrgutzuschlag
- Expressversand

### SZABO-SCANDIC HandelsgmbH

Quellenstraße 110, A-1100 Wien

T. +43(0)1 489 3961-0

F. +43(0)1 489 3961-7

[mail@szabo-scandic.com](mailto:mail@szabo-scandic.com)

[www.szabo-scandic.com](http://www.szabo-scandic.com)

[linkedin.com/company/szaboscandic](https://www.linkedin.com/company/szaboscandic) 

## SRPK1 monoclonal antibody (M10), clone 4G12

Catalog # : H00006732-M10

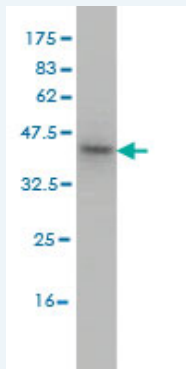
規格 : [ 50 ug ]

[List All](#)

### Specification

<b>Product Description:</b>	Mouse monoclonal antibody raised against a partial recombinant SRPK1.
<b>Immunogen:</b>	SRPK1 (AAH38292, 371 a.a. ~ 470 a.a) partial recombinant protein with GST tag. MW of the GST tag alone is 26 KDa.
<b>Sequence:</b>	NETLRHKEDLHNANDCDVQNLNQESSFLSSQNGDSSTSQETDSCPTITS EVSDTMVCQSSSTVGQSFSEQHISQLQESIRAEIPCEDEQEHEHNGPLD NK
<b>Host:</b>	Mouse
<b>Reactivity:</b>	Human
<b>Isotype:</b>	IgG2b Kappa

**Quality Control Testing:** Antibody Reactive Against Recombinant Protein.



Western Blot detection against Immunogen (36.63 KDa) .

**Storage Buffer:** In 1x PBS, pH 7.4

**Storage Instruction:** Store at -20°C or lower. Aliquot to avoid repeated freezing and thawing.

**MSDS:** [Download](#)


**Datasheet:** [Download](#)

### Applications

Western Blot (Cell lysate)

### Application Image

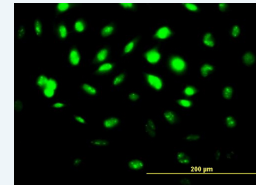
Western Blot (Cell lysate)



[enlarge](#)

Western Blot (Recombinant protein)

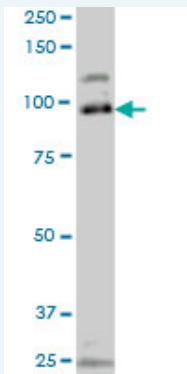
Immunofluorescence



[enlarge](#)

Sandwich ELISA (Recombinant protein)

ELISA



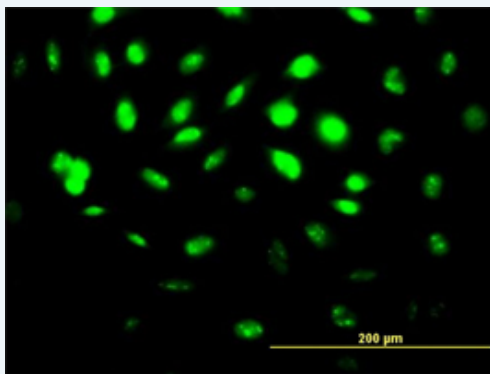
SRPK1 monoclonal antibody (M10), clone 4G12 Western Blot analysis of SRPK1 expression in Jurkat ( Cat # L017V1 ).

[Protocol Download](#)

#### Western Blot (Recombinant protein)

[Protocol Download](#)

#### Immunofluorescence



[enlarge this image](#)

Immunofluorescence of monoclonal antibody to SRPK1 on HeLa cell. [antibody concentration 10 ug/ml]

[Protocol Download](#)

#### Sandwich ELISA (Recombinant protein)

Detection limit for recombinant GST tagged SRPK1 is approximately 10ng/ml as a capture antibody.

[Protocol Download](#)

#### ELISA

#### Gene Information

Entrez GeneID: [6732](#)

GeneBank [BC038292](#)  
Accession#:

Protein [AAH38292](#)  
Accession#:

Gene Name: SRPK1

Gene Alias: SFRSK1

Gene Description: SFRS protein kinase 1

Omim ID: [601939](#)

Gene Ontology: [Hyperlink](#)

Gene Summary: This gene encodes a serine/arginine protein kinase specific for the SR

(serine/arginine-rich domain) family of splicing factors. The protein localizes to the nucleus and the cytoplasm. It is thought to play a role in regulation of both constitutive and alternative splicing by regulating intracellular localization of splicing factors. A second alternatively spliced transcript variant for this gene has been described, but its full length nature has not been determined. [provided by RefSeq]

---

**Other Designations:** SR protein kinase 1

---

**Related Disease**

[Tobacco Use Disorder](#)

---

[服務條款](#) | [隱私權政策](#) | [著作及商標](#) | [網站地圖](#)

©2016 亞諾法生技股份有限公司 Abnova Corporation. 版權所有.