



SZABO SCANDIC

Part of Europa Biosite

Produktinformation



Forschungsprodukte & Biochemikalien



Zellkultur & Verbrauchsmaterial



Diagnostik & molekulare Diagnostik



Laborgeräte & Service

Weitere Information auf den folgenden Seiten!
See the following pages for more information!



Lieferung & Zahlungsart

siehe unsere [Liefer- und Versandbedingungen](#)

Zuschläge

- Mindermengenzuschlag
- Trockeneiszuschlag
- Gefahrgutzuschlag
- Expressversand

SZABO-SCANDIC HandelsgmbH

Quellenstraße 110, A-1100 Wien

T. +43(0)1 489 3961-0

F. +43(0)1 489 3961-7

mail@szabo-scandic.com

www.szabo-scandic.com

[linkedin.com/company/szaboscandic](https://www.linkedin.com/company/szaboscandic) 

SRPK2 purified MaxPab mouse polyclonal antibody (B01P) MaxPab®

Catalog # : H00006733-B01P

規格 : [50 ug]

[List All](#)

Specification

Product Description: Mouse polyclonal antibody raised against a full-length human SRPK2 protein.

Immunogen: SRPK2 (NP_872634.1, 1 a.a. ~ 699 a.a) full-length human protein.

Sequence:
MSSRKVLAIQARKRRPKREKHPKKPEPQQKAPLVPPPPPPPPPPPPPLP
DPTPEPEEEEEILGSDDEEQEDPADYCKGGYHPVKIGDLFNGRYHVIRKLG
WGHFSTWWLCWDMQGGKRFVAMKVVKSQAQHYTETALDEIKLLKCVRES
PSDPNKDMVVQLIDDFKISGMNGIHVCMVFEVLGHLLKWIKSNYQGLPV
RCVKSIIIRQVLQGLDYLHSHKCKIIHTDIKPENILMCVDDAYVRRMAAEATEW
QKAGAPPPSGSAVSTAPQQKPIGKISKNNKKKLLKKKQKRQAEELLEKRLQE
IEELEREAERKIIENITSAAPSNDQDGEYCEVKLKTGLEEAAEAETAKD
NGEAEQEEKEDAEKENIEKDEDDVDQELANIDPTWIESPKTNGHIENGP
FSLEQLDDEDDDEEDCPNPEEYNLDEPNAESDYTYSSSYEQFNGELPN
GRHKIPESQFPEFSTSLFSGSLEPVACGSVLSEGSPLTEQEESSPSHDR
SRTVSASSTGDLPAKTRAADLLVNPLDPRNADKIRVKIADLGNACWVHK
HFTEDIQTRQYRSIEVLIGAGYSTPADIWSTACMAFELATGDYLFEPHSG
EDYSRDEDHIAHIIELLGSIPRHFALSGKYSREFFNRRGELRHITKLPWSL
FDVLVEKYGWPHEDAAQFTDFLIPMLEMVPKCRASAGECLRHPWLNS

Host: Mouse

Reactivity: Human

Quality Control Testing: Antibody reactive against mammalian transfected lysate.

Storage Buffer: In 1x PBS, pH 7.4

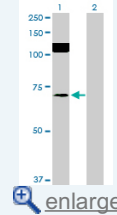
Storage Instruction: Store at -20°C or lower. Aliquot to avoid repeated freezing and thawing.


MSDS:  [Download](#)

Datasheet:  [Download](#)

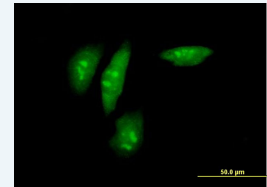
Application Image


Western Blot (Transfected lysate)



 [enlarge](#)

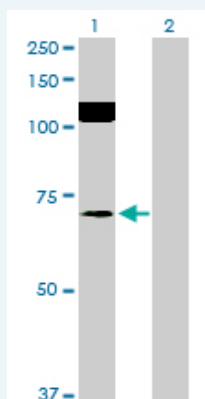
Immunofluorescence



 [enlarge](#)

Applications

Western Blot (Transfected lysate)



Western Blot analysis of SRPK2 expression in transfected 293T cell line (H00006733-T01)

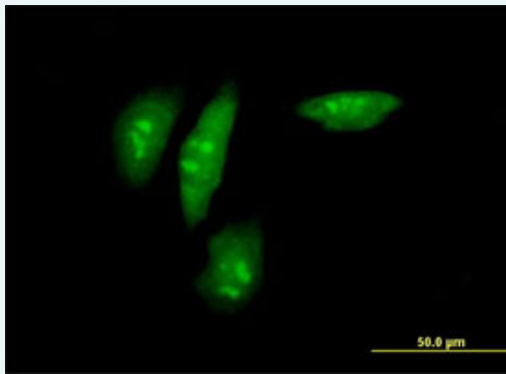
by SRPK2 MaxPab polyclonal antibody.

Lane 1: SRPK2 transfected lysate(76.89 KDa).

Lane 2: Non-transfected lysate.

 [Protocol Download](#)

Immunofluorescence



 [enlarge this image](#)

Immunofluorescence of purified MaxPab antibody to SRPK2 on HeLa cell. [antibody concentration 10 ug/ml]

 [Protocol Download](#)

Gene Information

Entrez GeneID: [6733](#)

**GeneBank
Accession#:** [NM_182692.1](#)

**Protein
Accession#:** [NP_872634.1](#)

Gene Name: SRPK2

Gene Alias: FLJ36101,SFRSK2

**Gene
Description:** SFRS protein kinase 2

Omim ID: [602980](#)

Gene Ontology: [Hyperlink](#)

**Other
Designations:** H_RG152G17.1a,H_RG152G17.1b,WUGSC:H_RG152G17.1a,serine kinase SRPK2

Related Disease

[Tobacco Use Disorder](#)

[服務條款](#) | [隱私權政策](#) | [著作及商標](#) | [網站地圖](#)

©2016 亞諾法生技股份有限公司 Abnova Corporation. 版權所有.