



SZABO SCANDIC

Part of Europa Biosite

Produktinformation



Forschungsprodukte & Biochemikalien



Zellkultur & Verbrauchsmaterial



Diagnostik & molekulare Diagnostik



Laborgeräte & Service

Weitere Information auf den folgenden Seiten!
See the following pages for more information!



Lieferung & Zahlungsart

siehe unsere [Liefer- und Versandbedingungen](#)

Zuschläge

- Mindermengenzuschlag
- Trockeneiszuschlag
- Gefahrgutzuschlag
- Expressversand

SZABO-SCANDIC HandelsgmbH

Quellenstraße 110, A-1100 Wien

T. +43(0)1 489 3961-0

F. +43(0)1 489 3961-7

mail@szabo-scandic.com

www.szabo-scandic.com

[linkedin.com/company/szaboscandic](https://www.linkedin.com/company/szaboscandic) 

SRPR MaxPab mouse polyclonal antibody (B01) MaxPab®

Catalog # : H00006734-B01

規格 : [50 uL]

[List All](#)

Specification

Product Description: Mouse polyclonal antibody raised against a full-length human SRPR protein.

Immunogen: SRPR (NP_003130.2, 1 a.a. ~ 638 a.a) full-length human protein.

Sequence:
 MLDFFTIFSKGGLVWCFQGVSDSCTGPVNALIRSVLLQERGGNNSFTH
 EALTLKYKLDNQFELVFVGFQKILTLTYVDKLIDDVHRLFrdkYRTEIQQ
 QSALSLLNGTFDFQNDFLRLLREAEESKIRAPTTMKKFEDSEKAKKPVR
 SMIETRGEKPKAKNSKKKGAKKEGSDGPLATSKPVPAEKSGLPVGPE
 NGVELSKEELIRRKREEFIQKHGRGMEKSNKSTKSDAPKEKGGKAPRWV
 ELGGCANKEVLDYSTPTTNGTPEAALSEDINLIRGTGSGGQLQDLDCSS
 SDDEGAAQNSTKPSATKGTGGMFGMLKGLVGSKLSREDMESVLDK
 MRDHLIAKNVAADIAVQLCESVANKLEGKVMGTFSTVTSTVKQALQESLV
 QILQPQRRVDMLRDIMDAQRRRQPYVVTFCGVNGVGKSTNLAKISFWLL
 ENGFSVLIAACDTRFAGAVEQLRTHTRRLSALHPPEKHGGRTMVQLFEK
 GYGKDAAGIAMEAIAFARNQGFVVLDVDTAGRMQDNAPLMTALAKLITVN
 TPDLVLFVGEALVGNEAVDQLVKFNRLADHSMAQTPrLIDGIVLTKFDTI
 DDKVGAAISMTYITSKPIVfVGTGQTYCDLrSLNAKAWVAALMKA

Host: Mouse

Reactivity: Human

Quality Control Testing: Antibody reactive against mammalian transfected lysate.

Storage Buffer: No additive

Storage Instruction: Store at -20°C or lower. Aliquot to avoid repeated freezing and thawing.

Note: For IHC and IF applications, antibody purification with Protein A will be needed prior to use.

MSDS:  [Download](#)


Datasheet:  [Download](#)

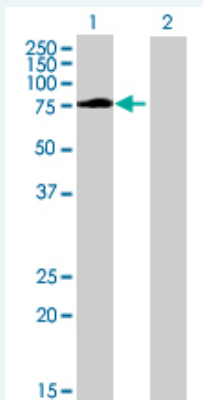
Applications

Western Blot (Transfected lysate)

Application Image


Western Blot (Transfected lysate)





Western Blot analysis of SRPR expression in transfected 293T cell line ([H00006734-T01](#)) by SRPR MaxPab polyclonal antibody.

Lane 1: SRPR transfected lysate(70.18 KDa).
Lane 2: Non-transfected lysate.

 [Protocol Download](#)

Gene Information

Entrez GeneID: [6734](#)

GeneBank Accession#: [NM_003139.2](#)

Protein Accession#: [NP_003130.2](#)

Gene Name: SRPR

Gene Alias: DP,MGC17355,MGC3650,MGC9571,SRP-alpha,Sralpha

Gene Description: signal recognition particle receptor (docking protein)

Omim ID: [182180](#)

Gene Ontology: [Hyperlink](#)

Other Designations: docking protein,signal recognition particle receptor

Gene Pathway

[Protein export](#)