



SZABO SCANDIC

Part of Europa Biosite

Produktinformation



Forschungsprodukte & Biochemikalien



Zellkultur & Verbrauchsmaterial



Diagnostik & molekulare Diagnostik



Laborgeräte & Service

Weitere Information auf den folgenden Seiten!
See the following pages for more information!



Lieferung & Zahlungsart

siehe unsere [Liefer- und Versandbedingungen](#)

Zuschläge

- Mindermengenzuschlag
- Trockeneiszuschlag
- Gefahrgutzuschlag
- Expressversand

SZABO-SCANDIC HandelsgmbH

Quellenstraße 110, A-1100 Wien

T. +43(0)1 489 3961-0

F. +43(0)1 489 3961-7

mail@szabo-scandic.com

www.szabo-scandic.com

[linkedin.com/company/szaboscandic](https://www.linkedin.com/company/szaboscandic) 

SSX2 purified MaxPab mouse polyclonal antibody (B01P) MaxPab®

Catalog # : H00006757-B01P

規格 : [50 ug]

[List All](#)

Specification

Product Description: Mouse polyclonal antibody raised against a full-length human SSX2 protein.

Immunogen: SSX2 (AAH02818, 1 a.a. ~ 223 a.a) full-length human protein.

Sequence:
 MNGDDAFARRPTVGAQIPEKIQKAFDDIAKYFSKEEWEKMKASEKIFYVY
 MKRKYEAMTKLGFKATLPPFMCNKRAEDFQGNLDNDPNRGNQVERP
 QMTFGRLQGISP KIMP KKP AEEGNDSEEVPEASGPQNDGKELCPPGKPT
 TSEKIHESGNREAAQEKEERRGTAHRWSSQNTNHNIGRFSLSSTSMGAVHG
 TPKTITHNRDPKGGNMPGPTDCVRENSW

Host: Mouse

Reactivity: Human

Quality Control Testing: Antibody reactive against mammalian transfected lysate.

Storage Buffer: In 1x PBS, pH 7.4


Storage Instruction: Store at -20°C or lower. Aliquot to avoid repeated freezing and thawing.


MSDS:  [Download](#)

Datasheet:  [Download](#)

Application Image

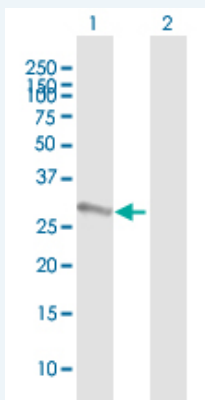
Western Blot (Transfected lysate)



 [enlarge](#)

Applications

Western Blot (Transfected lysate)



Western Blot analysis of SSX2 expression in transfected 293T cell line ([H00006757-T01](#)) by SSX2 MaxPab polyclonal antibody.

Lane 1: SSX2 transfected lysate(24.64 KDa).

Lane 2: Non-transfected lysate.

 [Protocol Download](#)

Gene Information

Entrez GeneID: [6757](#)

GeneBank [BC002818](#)
Accession#:

Protein [AAH02818](#)
Accession#:

Gene Name: SSX2

Gene Alias: HD21,HOM-MEL-40,MGC119055,MGC15364,MGC3884,SSX

Gene Description: synovial sarcoma, X breakpoint 2

Omim ID: [300192](#)

Gene Ontology: [Hyperlink](#)

Gene Summary: The product of this gene belongs to the family of highly homologous synovial sarcoma X (SSX) breakpoint proteins. These proteins may function as transcriptional repressors. They are also capable of eliciting spontaneously humoral and cellular immune responses in cancer patients, and are potentially useful targets in cancer vaccine-based immunotherapy. SSX1, SSX2 and SSX4 genes have been involved in the t(X;18) translocation characteristically found in all synovial sarcomas. This translocation results in the fusion of the synovial sarcoma translocation gene on chromosome 18 to one of the SSX genes on chromosome X. The encoded hybrid proteins are probably responsible for transforming activity. Two transcript variants encoding distinct isoforms have been identified for this gene. [provided by RefSeq]

Other Designations: OTTHUMP00000024290,OTTHUMP00000024291,sarcoma, synovial, X-chromosome-related 2,synovial sarcoma, X breakpoint 2, isoform b,synovial sarcoma, X breakpoint 2B

[服務條款](#) | [隱私權政策](#) | [著作及商標](#) | [網站地圖](#)

©2016 亞諾法生技股份有限公司 Abnova Corporation. 版權所有.