



SZABO SCANDIC

Part of Europa Biosite

Produktinformation



Forschungsprodukte & Biochemikalien



Zellkultur & Verbrauchsmaterial



Diagnostik & molekulare Diagnostik



Laborgeräte & Service

Weitere Information auf den folgenden Seiten!
See the following pages for more information!



Lieferung & Zahlungsart

siehe unsere [Liefer- und Versandbedingungen](#)

Zuschläge

- Mindermengenzuschlag
- Trockeneiszuschlag
- Gefahrgutzuschlag
- Expressversand

SZABO-SCANDIC HandelsgmbH

Quellenstraße 110, A-1100 Wien

T. +43(0)1 489 3961-0

F. +43(0)1 489 3961-7

mail@szabo-scandic.com

www.szabo-scandic.com

[linkedin.com/company/szaboscandic](https://www.linkedin.com/company/szaboscandic) 

SS18 purified MaxPab mouse polyclonal antibody (B01P) MaxPab®

Catalog # : H00006760-B01P

規格 : [50 ug]

[List All](#)

Specification

Product Description: Mouse polyclonal antibody raised against a full-length human SS18 protein.

Immunogen: SS18 (NP_001007560.1, 1 a.a. ~ 418 a.a) full-length human protein.

Sequence:
 MSVAFAPRQRGKGEITPAAIQKMLDDNNHLIQCIMDSQNKGKTSECSQY
 QQMLHTNLVYLATIADSNQNMQSLLPAPPTQNMPMGPGGMNQSGPPPP
 PRSHNMPDGMVGGGPPAPHMNQNMNGQMPGNHMPMQGPGPNQL
 NMTNSSMNMPSSSHGSMGGYNHSPSSQSMVPQNQMTMSQGQPMGN
 YGPRPNMSMQPNQGPMMHQPPSQYNMPQGGGQHYQGQPPMG
 MMGQVNQGNHMMGQRQIPYRPPQQGPPQQYSGQEDYYGDQYSHG
 GQGPPEGMNQQYYPDGHNDYGYYQPSYPEQGYDRPYEDSSQHYYEG
 GNSQYGQQQDAYQGGPPQQGYPPQQQQYPGQQGYPGQQQYGPS
 QGGPGPYPNYPQGGQQYGGYRPTQPGPPQPPQQRPYGYDQGGQY
 GNYQQ

Host: Mouse

Reactivity: Human

Quality Control Testing: Antibody reactive against mammalian transfected lysate.

Storage Buffer: In 1x PBS, pH 7.4

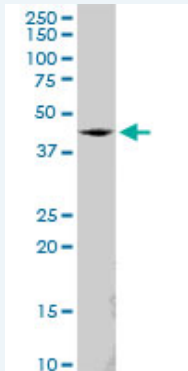
Storage Instruction: Store at -20°C or lower. Aliquot to avoid repeated freezing and thawing.

MSDS: [Download](#)

Datasheet: [Download](#)

Applications

Western Blot (Cell lysate)



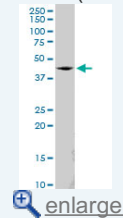
SS18 MaxPab polyclonal antibody. Western Blot analysis of SS18 expression in A-431.

[Protocol Download](#)

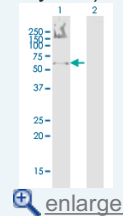
Western Blot (Transfected lysate)

Application Image

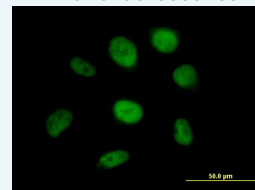
Western Blot (Cell lysate)

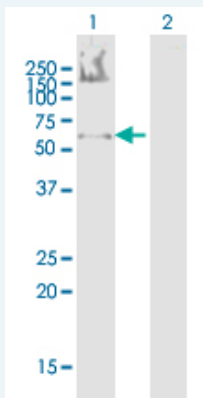


Western Blot (Transfected lysate)



Immunofluorescence



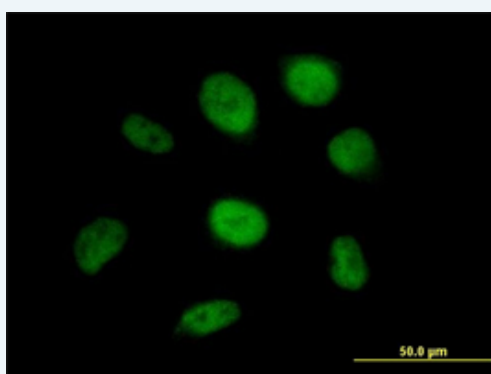


Western Blot analysis of SS18 expression in transfected 293T cell line ([H00006760-T01](#)) by SS18 MaxPab polyclonal antibody.

Lane 1: SS18 transfected lysate(45.98 KDa).
Lane 2: Non-transfected lysate.

[Protocol Download](#)

Immunofluorescence



enlarge this image

Immunofluorescence of purified MaxPab antibody to SS18 on HeLa cell. [antibody concentration 10 ug/ml]

[Protocol Download](#)

Gene Information

Entrez GeneID: [6760](#)

GeneBank [NM_001007559.1](#)
Accession#:

Protein [NP_001007560.1](#)
Accession#:

Gene Name: SS18

Gene Alias: MGC116875,SSXT,SYT,SYT-SSX1,SYT-SSX2

Gene Description: synovial sarcoma translocation, chromosome 18

Omim ID: [600192](#)

Gene Ontology: [Hyperlink](#)

Other Designations: SSXT/SSX4v fusion,SYT/SSX4v fusion protein,synovial sarcoma, translocated to X chromosome

