



SZABO SCANDIC

Part of Europa Biosite

Produktinformation



Forschungsprodukte & Biochemikalien



Zellkultur & Verbrauchsmaterial



Diagnostik & molekulare Diagnostik



Laborgeräte & Service

Weitere Information auf den folgenden Seiten!
See the following pages for more information!



Lieferung & Zahlungsart

siehe unsere [Liefer- und Versandbedingungen](#)

Zuschläge

- Mindermengenzuschlag
- Trockeneiszuschlag
- Gefahrgutzuschlag
- Expressversand

SZABO-SCANDIC HandelsgmbH

Quellenstraße 110, A-1100 Wien

T. +43(0)1 489 3961-0

F. +43(0)1 489 3961-7

mail@szabo-scandic.com

www.szabo-scandic.com

[linkedin.com/company/szaboscandic](https://www.linkedin.com/company/szaboscandic) 

STAC monoclonal antibody (M01), clone 2C5

Catalog # : H00006769-M01


規格 : [100 ug]

[List All](#)

Specification

Product Description:	Mouse monoclonal antibody raised against a partial recombinant STAC.
Immunogen:	STAC (AAH20221, 209 a.a. ~ 318 a.a) partial recombinant protein with GST tag. MW of the GST tag alone is 26 KDa.
Sequence:	LAQRTKKGSSGSGSDSPHRTSTSDLVEVP EEANGPGGGYDLRKRNSV FTYPENGTDDFRDPAKNINHQGSLSKDPLQMNTYVALYKFVPQENEDLE MRPGDIITLLEDS
Host:	Mouse
Reactivity:	Human
Isotype:	IgG1 Kappa

Quality Control Testing: Antibody Reactive Against Recombinant Protein.



Western Blot detection against Immunogen (37.73 KDa) .

Storage Buffer: In 1x PBS, pH 7.4

Storage Instruction: Store at -20°C or lower. Aliquot to avoid repeated freezing and thawing.

MSDS: [Download](#)

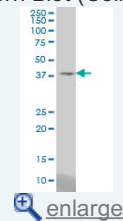
Datasheet: [Download](#)

Applications

Western Blot (Cell lysate)

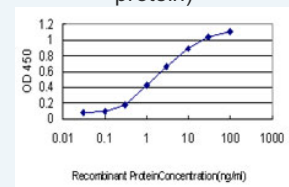
Application Image

Western Blot (Cell lysate)

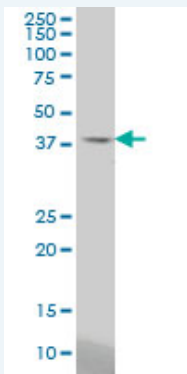


Western Blot (Recombinant protein)

Sandwich ELISA (Recombinant protein)



ELISA



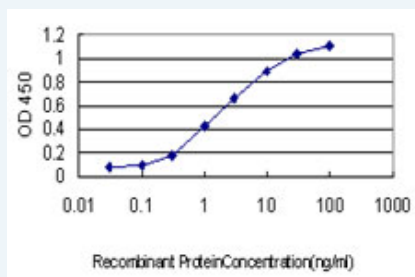
STAC monoclonal antibody (M01), clone 2C5 Western Blot analysis of STAC expression in A-431 (Cat # L015V1).

[Protocol Download](#)

Western Blot (Recombinant protein)

[Protocol Download](#)

Sandwich ELISA (Recombinant protein)



Detection limit for recombinant GST tagged STAC is approximately 0.1ng/ml as a capture antibody.

[Protocol Download](#)

ELISA

Gene Information

Entrez GeneID: [6769](#)

GeneBank [BC020221](#)

Accession#:

Protein [AAH20221](#)

Accession#:

Gene Name: STAC

Gene Alias: FLJ32331,STAC1

Gene Description: SH3 and cysteine rich domain

Description:

Omim ID: [602317](#)

Gene Ontology: [Hyperlink](#)

Other Designations: src homology three (SH3) and cysteine rich domain

Designations: