



SZABO SCANDIC

Part of Europa Biosite

Produktinformation



Forschungsprodukte & Biochemikalien



Zellkultur & Verbrauchsmaterial



Diagnostik & molekulare Diagnostik



Laborgeräte & Service

Weitere Information auf den folgenden Seiten!
See the following pages for more information!



Lieferung & Zahlungsart

siehe unsere [Liefer- und Versandbedingungen](#)

Zuschläge

- Mindermengenzuschlag
- Trockeneiszuschlag
- Gefahrgutzuschlag
- Expressversand

SZABO-SCANDIC HandelsgmbH

Quellenstraße 110, A-1100 Wien

T. +43(0)1 489 3961-0

F. +43(0)1 489 3961-7

mail@szabo-scandic.com

www.szabo-scandic.com

[linkedin.com/company/szaboscandic](https://www.linkedin.com/company/szaboscandic) 

STAT2 monoclonal antibody (M02), clone 2E9

Catalog # : H00006773-M02

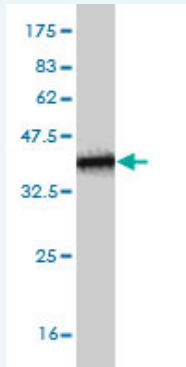
規格 : [100 ug]

[List All](#)

Specification

Product Description:	Mouse monoclonal antibody raised against a partial recombinant STAT2.
Immunogen:	STAT2 (AAH51284, 742 a.a. ~ 851 a.a) partial recombinant protein with GST tag. MW of the GST tag alone is 26 KDa.
Sequence:	KAGLDLGPELESVLESTLEPVIEPTLCMVVSQTVPEPDQGPVVSQPVPEPD LPCDLRHLNTEPMEIFRNCVKIEEIMPNGDPLLALAGQNTVDEVYVSRPSHFY TDGPLMPSDF
Host:	Mouse
Reactivity:	Human
Isotype:	IgG1 Kappa

Quality Control Testing: Antibody Reactive Against Recombinant Protein.



Western Blot detection against Immunogen (37.73 KDa) .

Storage Buffer: In 1x PBS, pH 7.4

Storage Instruction: Store at -20°C or lower. Aliquot to avoid repeated freezing and thawing.

MSDS: [Download](#)

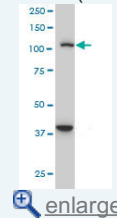
Datasheet: [Download](#)

Applications

Western Blot (Cell lysate)

Application Image

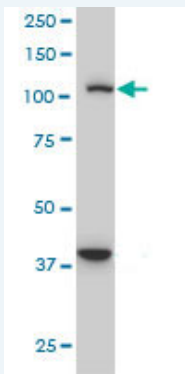
Western Blot (Cell lysate)




[enlarge](#)

Western Blot (Recombinant protein)

ELISA



STAT2 monoclonal antibody (M02), clone 2E9 Western Blot analysis of STAT2 expression in A-431 (Cat # L015V1).

 [Protocol Download](#)

Western Blot (Recombinant protein)

 [Protocol Download](#)

ELISA

Gene Information

Entrez GeneID: [6773](#)

GeneBank [BC051284](#)

Accession#:

Protein [AAH51284](#)

Accession#:

Gene Name: STAT2

Gene Alias: ISGF-3,MGC59816,P113,STAT113

Gene Description: signal transducer and activator of transcription 2, 113kDa

Omim ID: [600556](#)

Gene Ontology: [Hyperlink](#)

Gene Summary: The protein encoded by this gene is a member of the STAT protein family. In response to cytokines and growth factors, STAT family members are phosphorylated by the receptor associated kinases, and then form homo- or heterodimers that translocate to the cell nucleus where they act as transcription activators. In response to interferon (IFN), this protein forms a complex with STAT1 and IFN regulatory factor family protein p48 (ISGF3G), in which this protein acts as a transactivator, but lacks the ability to bind DNA directly. Transcription adaptor P300/CBP (EP300/CREBBP) has been shown to interact specifically with this protein, which is thought to be involved in the process of blocking IFN-alpha response by adenovirus. [provided by RefSeq]

Other Designations: interferon alpha induced transcriptional activator,signal transducer and activator of transcription 2

Gene Pathway

[Chemokine signaling pathway](#) [Jak-STAT signaling pathway](#)

Related Disease

[Asthma](#) [Asthma](#) [Birth Weight](#) [Cardiovascular Diseases](#) [Diabetes Mellitus, Type 2](#) [Edema](#) [Genetic Predisposition to Disease](#) [Glioblastoma](#) [Glioma](#) [Hepatitis C](#) [Hepatitis C, Chronic](#)

[Leukemia](#) [Leukemia, Myeloid, Acute](#) [Liver Cirrhosis](#) [Meningeal Neoplasms](#) [Meningioma](#)
[Multiple Sclerosis](#) [Neutropenia](#) [Thrombocytopenia](#)

[... see more](#)

[服務條款](#) | [隱私權政策](#) | [著作及商標](#) | [網站地圖](#)

©2016 亞諾法生技股份有限公司 Abnova Corporation. 版權所有.