



SZABO SCANDIC

Part of Europa Biosite

Produktinformation



Forschungsprodukte & Biochemikalien



Zellkultur & Verbrauchsmaterial



Diagnostik & molekulare Diagnostik



Laborgeräte & Service

Weitere Information auf den folgenden Seiten!
See the following pages for more information!



Lieferung & Zahlungsart

siehe unsere [Liefer- und Versandbedingungen](#)

Zuschläge

- Mindermengenzuschlag
- Trockeneiszuschlag
- Gefahrgutzuschlag
- Expressversand

SZABO-SCANDIC HandelsgmbH

Quellenstraße 110, A-1100 Wien

T. +43(0)1 489 3961-0

F. +43(0)1 489 3961-7

mail@szabo-scandic.com

www.szabo-scandic.com

[linkedin.com/company/szaboscandic](https://www.linkedin.com/company/szaboscandic) 

STAT4 purified MaxPab rabbit polyclonal antibody (D01P) MaxPab®

Catalog # : H00006775-D01P

規格 : [100 ug]

[List All](#)

Specification

Product Description: Rabbit polyclonal antibody raised against a full-length human STAT4 protein.

Immunogen: STAT4 (AAH31212.1, 1 a.a. ~ 748 a.a) full-length human protein.

Sequence:
 MSQWNQVQQLEIKFLEQVDQFYDDNFPMEIRHLLAQWIENQDWEAASN
 NETMATILLQNLLIQLDEQLGRVSKEKNLLLIHNLKRIRKVLQGKFHGNPM
 HVAVVISNCLREERRILAAANMPVQGPLEKSLQSSSVSERQRNVEHKVAAI
 KNSVQMTREQDTKYLEDLQDEFDYRYKTIQTMDQSDKNSAMVNQEVLTL
 QEMLSLDFKRKEALSKMTQIIHETDLLMNTMLIEELQDWKRRQQIACIG
 GPLHNGLDQLQNCFTLLAESLFQLRRQLEKLEEQSTKMTYEGDPIPMQR
 THMLERVTFLIYNLFKNSFVVERQPCMPHPQRPLVLKTLIQFTVKLRLLI
 KLPENYQVKVKASIDKNVSTLSNRRFVLCGTNVKAMSIEESSNGSLSVEF
 RHLQPKEMKSSAGGKNEGCHMVTEELHSITFETQICLYGLTIDLETSSL
 PVMISNVSQLPNAWASIIWYNVSTNDSQNLVFFNPPPATLSQLLEVMS
 WQFSSYVGRGLNSDQLHMLAEKLTVQSSYSDGHLTWAKFCKEHLPGKS
 FTFWTWLEAILDLIKKHILPLWIDGYVMGFVSKEKERLLLDKMPGTFLLR
 FSEHLGGITFTWWDHSESGEVRFHSEVYPYNGRLSALPFADILRDYKVI
 MAENIPENPLKYLYPDIPKDKAFGKHYSQPCEVSRPTERGDKGYVPSVF
 IPISTIRSDSTEPHSPDLLPMSPSVYAVLRENLSPTTIETAMKSPYSAE

Host: Rabbit

Reactivity: Human

Quality Control Testing: Antibody reactive against mammalian transfected lysate.

Storage Buffer: In 1x PBS, pH 7.4

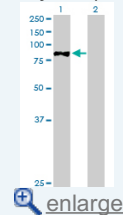
Storage Instruction: Store at -20°C or lower. Aliquot to avoid repeated freezing and thawing.


MSDS:  [Download](#)

Datasheet:  [Download](#)

Application Image


Western Blot (Transfected lysate)



 [enlarge](#)

Applications

Western Blot (Transfected lysate)



Western Blot analysis of STAT4 expression in transfected 293T cell line ([H00006775-T01](#)) by STAT4 MaxPab polyclonal antibody.

Lane 1: STAT4 transfected lysate(85.90 KDa).

Lane 2: Non-transfected lysate.

 [Protocol Download](#)

Gene Information

Entrez GeneID: [6775](#)

GeneBank Accession#: [NM_003151.2](#)

Protein Accession#: [AAH31212.1](#)

Gene Name: STAT4

Gene Alias: SLEB11

Gene Description: signal transducer and activator of transcription 4

Omim ID: [152700](#), [180300](#), [600558](#)

Gene Ontology: [Hyperlink](#)

Gene Summary: The protein encoded by this gene is a member of the STAT family of transcription factors. In response to cytokines and growth factors, STAT family members are phosphorylated by the receptor associated kinases, and then form homo- or heterodimers that translocate to the cell nucleus where they act as transcription activators. This protein is essential for mediating responses to IL12 in lymphocytes, and regulating the differentiation of T helper cells. [provided by RefSeq]

Other Designations: OTTHUMP00000163553

Gene Pathway

[Jak-STAT signaling pathway](#)

Related Disease

[Antiphospholipid Syndrome](#) [Arthritis](#) [Arthritis, Juvenile Rheumatoid](#) [Arthritis, Rheumatoid](#) [Asthma](#) [Asthma](#) [Atherosclerosis](#) [Autoimmune Diseases](#) [Behcet Syndrome](#) [Birth Weight](#) [Brain Ischemia](#) [Bronchiolitis, Viral](#) [Cardiovascular Diseases](#) [Colitis, Ulcerative](#) [Crohn Disease](#) [Crohn's disease](#) [Diabetes Mellitus, Type 1](#) [Diabetes Mellitus, Type 2](#) [Disease Progression](#)

... see more